General Catalogue 2012

Fte®
maximal

Fte® maximal

Outdoor Aerials	001
Satellite TV reception	004
Masthead mixers and amplifiers	008
Multiband Amplifiers	012
Line amplifiers for MATV/SMATV/CATV	015
Headend Amplification	019
Modular Headends	021
Distribution Elements	030
Multiswitches	042
Coaxial Cables	059
Connectors and Adapters	061
Digital Receivers	065
Indoor A/V Equipment	067
Field Strength Meters	068
Calculation Software	071
Index of references	072

+ info: www.ftemaximal.com

Novelties

Outdoor Aerials

EVO 45/6 001
HyDra 35/12 001

Satellite TV Reception

P 89 S 007
MF 4 U 007

Multiband Amplifiers

CC 021 K 013

Line amplifiers for MATV/SMATV/CATV

CC 011 K 015

Headend Amplification

Genius 5 020

Modular Headends

ETWF 310 025
DVB 300T HD 026
MTW 310 026
RCM 310 R 027
AMP 310 PR 027
SPS 310 D 027
SPS 310 DR 027
ESIP 029
PMX 029
TIQ 310 029
TIF 310 029

Multiswitches

SEM 94 043
KAD 98K 046
KAD 912K .. 046
KAD 916K .. 046
KAD 924K .. 046
KAD 932K .. 046
KAD 94 047
KAD 96 047
KAD 98 047
KAD 912 047
KAD 916 047
KAD 924 047
KAD 932 047
KAD 22V 048
OLY 94K 052
OLY 96K 052
OLY 98K 052
OLY 912K ... 052
OLY 916K 052
OLY 94 053
OLY 96 053
OLY 98 053
OLY 912 053
OLY 916 053
OLY 9V 053
OLY 178K 054
OLY 1712K .. 054
OLY 1716K .. 054
OLY 178 055
OLY 1712 055
OLY 1716 055
OLY 1724 055
OLY 1732 055
UCS 524K ... 058
UCS 924K ... 058

Coaxials cables

K 121 Cu 059
K 290 W Cu 059
K 290 W Cu LSZH 059
K 290 B 060

Connectors and Adapters

FHQ - T5 062
FHQ - C5 062

Digital Receivers

MAX T21L 065
MAX T90 HD 065
MAX T115 HD+ 065
MAX S21 065
MAX S93 065
MAX S400 HD 065
MAX S700 CI+ 065
DSC 066

Field Strength Meters

mediaMAX MINI T 068
mediaMAX MINI S2 CT 069
mediaMAX MINI S2T HD 069
mediaMAX MINI S2 CT HD . 070
Opción MINI + ... 070
CPR-1 070
CPR-2 070
MINI BAG 070

Reference	Code	Description	Packaging
Active Outdoor DVB-T Antenna. DIGIMAX			
DIGIMAX / 6	9002029/6	F Connector. Gain: 22 dB. Feeding: 5 VDC	6
KIC 5	9002030	Power Injector. Voltage: 5 VDC	1

DIGIMAX

Log-Periodic. LOG series			
LOG 512 F*	0200512	12 elements. Channels: 5-12 . Gain: 9 dB. Length: 670 mm	5
LOG 3235 F	0203235	32 elements. Channels: 5-12 / 21-69. Gain: 8/11 dB. Length: 800 mm	5
DIGILOG-E	0205051	18 elements. Channels: 21-69. Gain: 7 dB. Length: 600 mm	10
LOG 2845 F	0202845	28 elements. Channels: 21-69. Gain: 13,5 dB. Length: 1040 mm	5
LOG 5045 F*	0205045	50 elements. Channels: 21-69. Gain: 16,5 dB. Length: 2040 mm	2
BVF	0202000	Clamp for vertical polarization	1

*** Product to be discontinued**

DIGILOG-E

FM / DAB / BIII Aerials. F Series			
F 0-F / 10	9003920/10	1 omnidirectional element. FM (87,5-108 MHz). Gain: 1 dB. Length: 800 mm (circular).	10
F DAB F/10	9003924/10	1 omnidirectional element . DAB (195-223 MHz). Gain: 1 dB. Length: 650 mm	10
F 7-F / 10	9003922/10	7 elements. Channels: 5-12. Gain: 11 dB. Length: 1200 mm	10

F 0-F

UHF Aerials.			
Y 10 U F / 10	9003912/10	15 elements. Channels: 21-69. Gain: 11 dB. Length: 900 mm	10
MAXIMAL 44-F / 10	9003900/10	34 elements. Channels: 21-69. Gain: 13,5 dB. Length: 1006 mm	10
MAXIMAL 64-F / 5	9003902/5	48 elements. Channels: 21-69. Gain: 14,5 dB. Length: 1282 mm	5
MAXIMAL 76-F / 5	9003904/5	60 elements. Channels: 21-69. Gain: 16,5 dB. Length: 1902 mm	5
TOP 47-F / 5*	9003908/5	47 elements. Channels 21-69. Gain: 14 dB. Length: 1274 mm	5
N **EVO 45 / 6**	9003910 /6	42 elements. Channels 21-69. Gain: 17 dB. Length: 1045 mm	6
N **HyDra 35 / 12**	9003930 /12	28 elements. Channels 21-69. Gain: 15 dB. Length: 810 mm	12

*** Product to be discontinued**

Y 10


TOP 47-F

HyDra 35

N **New**

002. Outdoor Aerials

Reference	Code	Description	Packaging

Pluggable Boosters. LG Series

LG 100	9000100	Frequency: 470-862 MHz. Gain: 10 dB. Noise Figure: <2 dB. Feeding: 12-24 VDC	1/10/60
LG 105	9000099	Frequency: 470-862 MHz. Gain: 10 dB. Noise Figure: <2 dB. Feeding: 5 VDC	1/10/60
LG 106	9000098	Frequency: 175-862 MHz. Gain: 10 dB. Noise Figure: <2 dB. Feeding: 5 VDC	1/10/60

LG 100

Ship Antennas. AV Series

AV 16N	0241320	Frequencies: AM-BI-FM-BIII-UHF. Gain: 18-28-28-40-40 dB. Feeding: 12/24 VDC; 110/220 VAC	1
AV 15N	0241319	Frequencies: AM-BI-FM-BIII-UHF. Gain: 18-28-28-28-28 dB. Feeding: 12/24 VDC; 110/220 VAC	1
AV 14N	0241318	Frequencies: BI-FM-BIII-UHF. Gain: 28-28-28-28. Feeding: 12/24 VDC; 110/220 VAC	1
LBS 30-12P	0330030	Wideband Amplifier - Frequency antenna + amplifier: 47-862+LMK AM. Gain: 28 dB. Feeding: 12/24 VDC; 110/220 VAC	1
LBA 42 R11	0330042	Wideband Amplifier - Frequency antenna: AM-BI-FM-BIII-UHF. Gain: 20-42-42-42-42. Feeding: 15 VDC / 300 mA	1

AV 16 N

LBS 30-12 P

Wall brackets for mast

GTS	9004000	Wedge wall simple bracket. Clamp dimensions: 60 mm	20
GTP 1	9004001	Wedge bracket flat plate 200 mm. Clamp dimensions: 60 mm	12
GTP 2	9004002	Wedge bracket flat plate 400 mm. Clamp dimensions: 60 mm	12
GME*	9004003	Embedable wall bracket 350 mm. Clamp Dimensions: 60 mm	24
HG 35*	9004049	Embedable wall bracket reinf. Length: 350 mm. Clamp dimensions: 60 mm	20
HG 50*	9004050	Embedable wall bracket reinf. Length: 500 mm. Clamp dimensions: 60 mm	12

*** Product to be discontinued**

GTP 1 / 2

GTS

HG 35

HG 50

Clamps for mast

BRC	9004004	Short clamp. Max. diameter of the mast: 60 mm	50
BRL	9004005	Long clamp. Max. diameter of the mast: 60 mm	50
BRD	9004027	Double clamp. Max. diameter of the mast: 60 mm	75

BRD

Telescopic Masts

M 325	9004031	Dimensions: 3000x25x2 mm	6
M 332	9004032	Dimensions: 3000x32x2 mm	6
M 338	9004033	Dimensions: 3000x38x2 mm	6
M 345	9004034	Dimensions: 3000x45x2 mm	4
M 350	9004035	Dimensions: 3000x50x1,5 mm	6
GT 20	9003041	Clamp for 50 mm mast. Length: 200 mm	16
GT 40	9003042	Clamp for 50 mm mast. Length: 400 mm	12

Telescopic mast

GT 20 - 40

Reference	Code	Description	Packaging

Connectable Masts (zinc)

M 150	9004009	Dimensions: 1500x35x1,5 mm	6
M 250	9004010	Dimensions: 2500x35x1,5 mm	6
M 340	9004066	Dimensions: 3000x40x2 mm	6

Towers

TFT 180/1	9180000	Top section tower. Width: 180 mm. Height: 1,5 m	1
TFT 180/2	9180001	Top section tower. Width: 180 mm. Height: 2,5 m	1
TIT 180	9180002	Middle section tower. Width: 180 mm. Height: 2,5 m	1
BFT 180	9180003	Fixed tower base. Width: 180 mm	4
BGT 180	9180004	Fixed tower base with hooks. Width: 180 mm	4
BAT 180	9180005	Tower base with hooks. Width: 180 mm	4
TFT 250/2	9180010	Top section tower. Width: 250 mm. Height: 2,5 m	1
TIT 250	9180011	Middle section tower. Width: 250 mm. Height: 2,5 m	1
BFT 250	9180012	Fixed tower base. Width: 250 mm.	4
BGT 250	9180013	Tower base with hooks. Width: 250 mm	4
BAT 250	9180014	Tower base with hooks. Width: 250 mm	4

TFT 180/1

TFT 250/2

BFT 180

BGT 250

Steely wind guides

CPV 2	9004016	Steely wind guides 100 m. Ø: 2 mm.	1
CPV 2-50	9004016-50	Steely wind guides 50 m. Ø: 2 mm.	1
CPV 25	9004017	Steely wind guides 100 m. Ø: 2,5 mm.	1
CPV 25-50	9004017-50	Steely wind guides 50 m. Ø: 2,5 mm.	1
CPV 3	9004018	Steely wind guides 100 m. Ø: 3 mm.	1
CPV 3-50	9004018-50	Steely wind guides 50 m. Ø: 3 mm.	1
CPV 4	9004040	Steely wind guides 100 m. Ø: 4 mm.	1

CPV 25

004. Satellite TV reception

58 and 80 cm Steel Offset Dishes. OR Series

Reference	Code	Description	Pallet Qty
OR 58 SB-24 **OR 58 SB-400***	0785811-24	Dimensions (vert. x horiz): 580x510 mm Paint/Colour: Epoxi - Poliester/RAL 7035 Gain: 35,0 dB (10,7-11,7 GHz) / 35,5 dB (11,7-12,75 GHz) Box of 24 pcs	120 pcs 400 pcs
OR 80 SB-24 **OR 80 SB-150***	0788011-24	Dimensions (vert. x horiz): 800x740 mm Paint/Colour: Epoxi - Poliester/RAL 7035 Gain: 37,2 dB (10,7-11,7 GHz) / 37,7 dB (11,7-12,75 GHz) Box of 24 pcs	96 pcs 150 pcs

OR Series

Rear view

*** Bulk pallet format produced under demand. Ask for delivey time.**

58 and 80 cm Steel Offset Dishes - Painted Support. QR Series

QR 58 SB-24*	0775811-24	Dimensions (vert.x horiz): 580 x 510 mm Paint/Colour: Epoxi - Poliester/RAL 7035 Gain: 35,0 dB (10,7-11,7 GHz) / 35,5 dB (11,7-12,75 GHz) Box of 24 pcs	120 pcs
QR 80 SB-24*	0778011-24	Dimensions (vert.x horiz): 800 x 740 mm Paint/Colour: Epoxi - Poliester/RAL 7035 Gain: 37,2 dB (10,7-11,7 GHz) / 37,7 dB (11,7-12,75 GHz) Box of 24 pcs	96 pcs

Painted and galvanized support

Front view

Inserted nuts

*** Product to be discontinued**

Reference	Code	Description	Pallet Qty

Steel Offset Dishes - Painted Support (Ø 100 - Ø 130 - Ø 150 - Ø 180).
OS Series

OS 100 PL **OS 100 PL-150***	0701105-PL	Dimensions (vert.x horiz): 980 x 900 mm Paint/Colour: Epoxi - Poliester/RAL 7035 Gain: 40,2 dB (10,7-11,7 GHz) / 41,0 dB (11,7-12,75 GHz) 1 pallet box 25 pcs	75 pcs 150 pcs
OS 130 G **OS 130 G-2** **OS 130 G-3** **OS 130 G-20**	0701126 0701126-2 0701126-3 0701126-20	Dimensions (vert.x horiz): 1350 x 1200 mm Paint/Colour: Epoxi - Poliester/RAL 7004 Gain: 43 dB (12,5 GHz)	1 pcs 2 pcs 3 pcs pallet of 20 pcs
OS 150 G **OS 150 G-5** **OS 150 G-10**	0701128 0701128-5 0701128-10	Dimensions (vert.x horiz): 1630 x 1500 mm Paint/Colour: Epoxi - Poliester/RAL 7004 Gain: 45 dB (12,5 GHz)	1 pcs 5 pcs pallet of 10 pcs
OS 180 G **OS 180 G-20**	0701130 0701130-20	Dimensions (vert.x horiz): 1950 x 1800 mm Paint/Colour: Epoxi - Poliester/ RAL 7004 Gain: 46,5 dB (12,5 GHz)	1 pcs 20 pcs Wooden Box

OS 100

OS 130G - 150G - 180G

Rear OS 130 G

Rear OS 180 G

*** Bulk pallet format produced under demand. Ask for delivey time.**

80 cm Aluminium Offset Dishes. Painted Support. PR Series

PR 80 AB-24	0798021-24	Dimensions (vert.x horiz): 800 x 740 mm Paint/Colour: Epoxi - Poliester/RAL 7035 Gain: 37,2 dB (10,7-11,7 GHz) / 37,7 dB (11,7-12,75 GHz) Box of 24 pcs	96 pcs
PR 80 AG-24	0798022-24	Dimensions (vert.x horiz): 800 x 740 mm Paint/Colour: Epoxi - Poliester/RAL 7016 Gain: 37,2 dB (10,7-11,7 GHz) / 37,7 dB (11,7-12,75 GHz) Box of 24 pcs	96 pcs
PR 80 AR-24	0798023-24	Dimensions (vert.x horiz): 800 x 740 mm Paint/Colour: Epoxi - Poliester/RAL 8012 Gain: 37,2 dB (10,7-11,7 GHz) / 37,7 dB (11,7-12,75 GHz) Box of 24 pcs	96 pcs

Ral 7035

Ral 7016

Ral 8012

Inserted nuts

006. Satellite TV reception

Reference	Code	Description	Bulk pallet

100 cm Aluminium Offset Dishes. Painted Galvanized Steel Support.
OS Series

OS 100 AL-PL*	0701100-PL	Dimensions (vert.x horiz): 980 x 900 mm Paint/Colour: Epoxi - Poliester/RAL 7035 Gain: 40,2 dB (10,7-11,7 GHz) / 41,0 dB (11,7-12,75 GHz) 1 pallet of 25 pcs	75 pcs

OS 100 AL

*** Product to be discontinued**

LNC's Single

LNC 34 U	0400072	LNC Type: Single - Input Frequencies: 10,70 - 12,75 GHz L.O.: 9,75 / 10,60 GHz. DiSEqC	1/48
LNC 54 U	0400065	LNC Type: Single - Input Frequencies: 10,70 - 12,75 GHz L.O.: 9,75 / 10,60 GHz. DiSEqC	1/72
LNC 30	0400170	LNC Type: Monoblock single 4,3° - Input Frequencies: 10,70 - 12,75 GHz L.O.: 9,75 / 10,60 GHz. DiSEqC - A: Astra 19,2° / B: Astra 23,5°	1/48
LNC 30 BA*	0400172	LNC Type: Monoblock single 4,3° - Input Frequencies: 10,70 - 12,75 GHz L.O.: 9,75 / 10,60 GHz. DiSEqC - A: Hotbird 13° / B: Eurobird 9°	1/48
LNC 20	0400166	LNC Type: Monoblock single 6° - Input Frequencies: 10,70 - 12,75 GHz L.O.: 9,75 / 10,60 GHz. DiSEqC - A: Astra 19,2° / B: Hotbird 13°	1/48
LNC 20 BA*	0400167	LNC Type: Monoblock single 6° - Input Frequencies: 10,70 - 12,75 GHz L.O.: 9,75 / 10,60 GHz. DiSEqC - A: Hotbird 13° / B: Astra 19,2°	1/48

LNC 34 U

LNC 54 U

LNC 20 / LNC 30

*** Product to be discontinued**

LNC's Twin

LNC 54 US	0400064	LNC Type: Twin. Input Frequencies: 10,70 - 12,75 GHz L.O.: 9,75 / 10,60 GHz	1/24
LNC 22	0400164	LNC Type: Monoblock twin 6°. Input Frequencies: 10,70 - 12,75 GHz L.O.: 9,75 / 10,60 GHz	1/12

LNC 22 / LNC 24

LNC's Quad and Octo

LNC 544 QS	0400069	LNC Type: QUAD - Input Frequencies: 10,70 - 12,75 GHz L.O.: 9,75 / 10,60 GHz	1/24
LNC 24	0400169	LNC Type: Monoblock QUAD 6° - Input Frequencies: 10,70 - 12,75 GHz L.O.: 9,75 / 10,60 GHz	1/12
LNC 58 S	0400073	LNC Type: OCTO - Input Frequencies: 10,70 - 12,75 GHz L.O.: 9,75 / 10,60 GHz	1/24

LNC 58 S

LNC

LNC 544	0400067	LNC Type: Quattro. Input Frequencies: 10,70 - 12,75 GHz L.O.: 9,75 / 10,60 GHz	1/24

LNC 544 / LNC 544 QS

LNC Twin + TV

LNC 54 US-TV	0400087	LNC Type: Twin + TV. Outputs: 2 x 47 - 2150 GHz	1/24

LNC 54 US-TV

Satellite Finder

Busca +	0702232	Satellite finder by signal strength and beeper. It indicates feeding LNC, tone of 22 KHz and DiSEqC detection.	1

Busca +

Reference	Code	Description	Packaging
DiSEqC Switches. UMS series			
UMS 125	0702218	2 inputs. Pass loss: <2 dB	1/10/60
UMS 141	0702224	4 inputs. Pass loss: <2 dB	1/10/60
UMS 225	0702225	2 x LNC Twin inputs. Pass loss: <2 dB	1/10/60

UMS 141

Hot-galvanized supports for offset Dishes			
PG 32	9003070	Installation type: Wall / mast / rail* - Ø: 32 mm. Plate size: 125 x 105 mm - Recommended antenna: OR 58	1/10
PG 40	9003071	Installation type: Wall / mast / rail* - Ø: 40 mm. Plate size: 200 x 135 mm - Recommended antenna: OR 58 / OR 80	1/2

*** Compatible with bridle ref. BRC and BRL**

PG 40

Brackets			
P 40	9003048	Installation type: Wall / mast / rail*. Ø: 40 mm. Plate size: 120 x 90 mm. Recommended antenna: OR 58 / OR 80	1/10
P 40 L	9003048-L	Installation type: Wall. Ø: 40 mm. Plate size: 180 x 140 mm Recommended antenna: OR 58 / OR 80	1/10
P 50 S	9003050	Installation type: Floor. Ø: 50 mm. Plate size: 200 x 200 mm Recommended antenna: OS 100	1
P 50 P	9003010	Installation type: Wall. Ø: 50 mm. Plate size: 200 x 200 mm Recommended antenna: OS 100	1
P 60 S	9003011	Installation type: Floor. Ø: 60 mm. Plate size: 200 x 200 mm Recommended antenna: OS 130 G	1
P 60 P	9003012	Installation type: Wall. Ø: 60 mm. Plate size: 200 x 200 mm Recommended antenna: OS130 G	1
P 76 S	9003014	Installation type: Floor. Ø: 76 mm. Plate size: 250 x 250 mm Recommended antenna: OS130 G - OS150 G	1
P 76 P	9003015	Installation type: Wall. Ø: 76 mm. Plate size: 250 x 250 mm Recommended antenna: OS130 G	1
N **P 89 S**	9003056	Installation type: Floor. Ø: 89 mm. Plate size: 250 x 250 mm Recommended antenna: 0S180 G	1
CGT 12	9004019	Threated Hook	1/25
PLP 200	9003049	Plate for building in plate size: 200 x 200 mm	1

*** Compatible with bridle ref. BRC and BRL**

P 40 P 40 L

P 50 S / P 60 S

P 50 P / P 60 P

CGT 12


PLP 200

Accessories			
CLAMP	0802000	Support for LNC in Zamak	1
SOP-4	0802002	It allows the connection of the rods and guiding 4 coaxial cables.	1
SOP-4E	0802003	Adaptor for SOP-4 guide and support another 4 coaxial cables.	1

CLAMP and SOP 4E

Multifocus			
MF 1B	0701109	Multifocus 2 LNC's 6° 9°	1/100
SMF 2	0400150	Soport multifocus 6° not-centered in Zamak	1/60
MF U	0701116	Universal multifocus* 2 LNC	1/24
MF 3 U	0701117	Universal multifocus* 3 LNC	1
N **MF 4 U**	0701121	Universal multifocus* 4 LNC	1

*** Multifocus LNC holders can be fitted to any kind of satellite dish**

MF U

MF4 U

N **New**

008. Masthead mixers and amplifiers

Low Gain amplifiers. LG series

Reference	Code	Description	Packaging
LG 260	9000340	Inputs: 1: UHF. Gain: 26 dB Regulation: UHF: 10 dB Output level*: 106 dBµV	1/10/60
LG 261	9000341	Inputs: 1: VHF - 1: UHF Gain: VHF/UHF: 22/26 dB Regulation: VHF: 15 dB - UHF: 10 dB Output level*: 106 dBµV	1/10/60
LG 224	9000324	Inputs: B-III + UHF. Gain: 22 dB Regulation: BIII: 15 dB - UHF: 10 dB Output level*: 102 dBµV	1/10/60
LG 227	9000327	Inputs: 1: VHF - 2: UHF. Gain: 22 dB Regulation: VHF: 15 dB - UHF: 10 dB Output level*: 106 dBµV	1/10/60

LG 224

*** According to DIN 45004B**

Connectable accessories for LG series power stages and IF mixers

LGP 200	9000330	Input frequency: 47-862 MHz Gain: 10 dB Output level*: 112 dBµV Feeding: 24 VDC	1/10/60
LGP 201	9000331	Input frequency: 47-862 MHz Gain: 10 dB Output level*: 112 dBµV Feeding: 12 VDC	1/10/60
MIX LG	9003512	Inputs and band: 2: SAT/TER Current pass: TER/SAT Insertion Loss: TER/SAT <1,5 dB Decouple: >25 dB	1/10/60

*** According to DIN 45004B**

Configurable Masthead Amplifiers. AMC 100 / AMC 200 Series

AMC 108	9003515	Inputs: 1 UHF Gain: UHF: 32 - Regulation: UHF: 15 dB Output level*: 110 dBµV - Feeding: 12-24 VDC Vdc Pass: Yes / 1 UHF	1/10/60
AMC 109	9003516	Inputs: 1: VHF - 1: UHF Gain: VHF: 20 dB / UHF: 32 dB Regulation: VHF: 20 dB - UHF: 15 dB Output level*: 110 dBµV - Feeding: 12-24 VDC Vdc Pass: Yes / 1 UHF	1/10/60
AMC 110	9003511	Inputs and band: 1: VHF - 2: UHF Gain: VHF: 20 dB / UHF: 28 dB Regulation: VHF: 20 dB - UHF: 15 dB Output level*: 110 dBµV - Feeding: 12-24 VDC Vdc Pass: Yes / 2 UHF	1/10/60
AMC 210	9003512	Inputs: 2: VHF (47-230 MHz) - 3: UHF (470-862 MHz) Gain: VHF: 18 dB / UHF: 26 dB Regulation: 2: VHF: 20 dB - 3: UHF: 15 dB Output level*: 110 dBµV - Feeding: 12-24 VDC Vdc Pass: Yes / 2 UHF	1/10/60
AMC 214	9003514	Inputs: 2: VHF (47-230 MHz) 3: UHF (470-862 MHz) (BIV - BV - UHF) Filters Included: Yes: 3 (FB-3, FB-4 y FB-5) Gain: VHF: 18 dB / UHF: 26 dB Regulation: 2: VHF: 20 dB - 3: UHF: 15 dB Output level*: 110 dBµV - Feeding: 12-24 VDC Vdc Pass: Yes / 2 UHF	1/10/60

AMC XXX

*** According to DIN 45004B**

Reference	Code	Description	Packaging
Configurable Masthead kits. KMC Series			
KMC 301*	9003517	Inputs: 1: UHF (470-862 MHz) Gain: UHF: 40 dB Regulation: UHF: 15 dB Output level**: 114 dBµV Vdc Pass: Yes/ 1 UHF Power supply included LPS 1222	1/5/15
KMC 302*	9003518	Inputs: 1: VHF (47-230 MHz) - 1: UHF (470-862 MHz) Gain: VHF: 30 / UHF: 40 dB Regulation: VHF: 20 dB - UHF: 15 dB Output level**: 114 dBµV Vdc Pass: Yes/ 1 UHF Power supply included LPS 1222	1/5/15
KMC 303*	9003519	Inputs: 1: VHF (47-230 MHz) - 2: UHF (470-862 MHz) Gain: VHF: 30 / UHF: 36 dB Regulation: VHF: 20 dB - UHF: 15 dB Output level**: 114 dBµV Vdc Pass: Yes/ 2 UHF Power supply included LPS 1222	1/5/15
KMC 305*	9003520	Inputs: 2: VHF (47-230 MHz) - 2: UHF (470-862 MHz) Filters Included: VHF 1: Filter FB3 Gain: VHF 1: 30 VHF 2: 18 - UHF: 40 Regulation: VHF: 20 - UHF: 15 dB Output level**: 114 dBµV Vdc Pass: Yes/ 2 UHF Power supply included LPS 1222	1/5/15
KMC 306*	9003521	Inputs: 2: VHF (47-230 MHz) - 1: UHF (470-862 MHz) Filters Included: VHF 1: Filter FB3 Gain: VHF: 26 / UHF: 34 Regulation: VHF: 20 - UHF: 15 dB Output level**: 114 dBµV Vdc Pass: Yes/ 1 UHF Power supply included LPS 1222	1/5/15

KMC 303 Kit

Filters configuration details

*** Product to be discontinued**
**** According to DIN 45004B**

Connectable filters for AMC / KMC / ZM amplifiers

FBI	9003600	Connectable filter BI Frequency Pass: 47-68 MHz	1
FBM	9003601	Connectable filter FM Frequency Pass: 87-108 MHz	1
FB-3	9003602	Connectable filter BIII Frequency Pass: 175-230 MHz	1
FDAB	9003603	Connectable filter Band DAB Frequency Pass: 190-224 MHz	1
FB-4	9003604	Connectable filter Band IV Frequency Pass: 470-606 MHz	1
FB-5	9003605	Connectable filter Band V Frequency Pass: 606-862 MHz	1

FBI-FBM

FB-3

010. Masthead mixers and amplifiers

Reference	Code	Description	Packaging	
Connectable filters for AMC / KMC / ZM amplifiers				
FPB-xx	0300205-xx	Low Pass Filter Selectivity: ≥ 20 + 20 MHz Cut channel: from C25 to C43	1	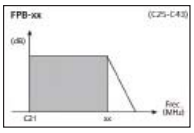
FPB-xx-Ryy	0300205-xxyy	Low Pass Filter and channel rejection Selectivity: ≥ 20 + 20 MHz Cut channel or adjustments: from C25 to C43	1	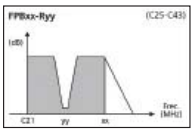
FPA-xx	0300206-xx	High Pass Filter Selectivity: ≥ 20 - 20 MHz Cut channel: from C30 to C65	1	
FPA-xx-Ryy	0300206-xxyy	High pass filter and channel rejection Selectivity: ≥ 20 - 20 MHz Cut channel: from C30 to C65	1	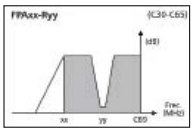
FMP-xx	0300207-xx	1 channel Band Pass Filter Selectivity: ≥ 20 ± 20 MHz Cut channel: from C21 to C69	1	
FMR-xx	0300208-xx	1 channel Rejection Filter Selectivity: ≥ 20 ± 20 MHz Cut channel: from C21 to C69	1	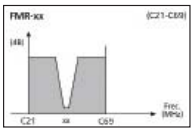
FBP-x / x+1	0300201-x / x+1	2 channels Pass Filter Selectivity: ≥ 20 a ± 20 MHz Cut channel: from C21 to C68	1	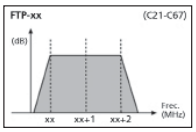
FTP-xx	0300214-xx	3 channel Band Pass Filter Selectivity: ≥ 15 ± 20 MHz Cut channel: from C21 to C67	1	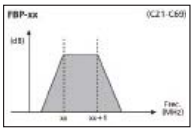
FQP-xx	0300215-xx	4 channels Band Pass Filter Selectivity: ≥ 15 ± 20 MHz Cut channel: from C21 to C66	1	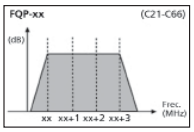
FAS-xx-zz	0300216-xx-zz	Band Pass Filter with customized BW Selectivity: ≥ 2 ± 2 MHz / ≥ 5 a ± 4 CH Cut channel: from C21 to C69	1	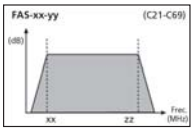
FAR-xx-zz	0300217-xx-zz	Band Pass Rejection Filter Selectivity: ≥ 2 ± 2 CH / ≥ 5 ± 4 CH Cut channel: from C21 to C69	1	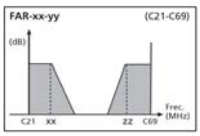

*** xx: indicate the Lower Cut Frequency channel / yy: indicate the rejection channel / zz: Upper Cut Frequency channel**

Masthead mixers and amplifier .011

Reference	Code	Description	Packaging

Pre-amplifiers with high gain and low noise figure. M1000 series

M 1000	9002040	Inputs and band: 1: UHF Gain: UHF: 40 dB Regulation: Jumpers 7/14 dB Noise figure: 0,8 dB Output level*: 102 dBµV	1/10/60
M 1001	9002047	Inputs and band: 2: VHF (47-230 MHz) / UHF Gain: VHF: 20 dB / UHF: 40 dB Regulation: VHF: 20 dB / jumpers UHF: 7/14 Noise figure: VHF: 1,5 dB / UHF: 0,8 dB Output level*: VHF: 102 dBµV - UHF: 102 dBµV	1/10/60

M 1001

*** According to DIN 45004B**

Power Supplies. LPS series

LPS 1210	9901210	Inputs: 1 / Outputs: 2 Output voltage: 12 VDC Max. current: 100 mA	1/10/60
LPS 1211	9901211	Inputs: 1 / Outputs: 1 Output voltage: 12 VDC Max. current: 100 mA	1/10/60
LPS 1222	9901222	Inputs: 1 / Outputs: 1 Frequency Pass: 5-2250 MHz Output voltage: 12 VDC Max. current: 220 mA	1/10/60
LPS 2409	9902409	Inputs: 1 / Outputs: 2 Output voltage: 24 VDC Max. current: 90 mA	1/10/60
LPS 2415	9902415	Inputs: 1 / Outputs: 2 Output voltage: 24 VDC Max. current: 150 mA	1/10/60

LPS 2409

Shielded Mixers. MF Series

MF 100	9000101	2 inputs: VHF/UHF Current pass: UHF input through jumper	1/10/60
MF 101	9000102	3 inputs: VHF/UHF/UHF Current pass: 2 UHF inputs through jumper	1/10/60
MF 102	9000103	2 inputs: 5-1000 MHz Current pass: 2 UNI inputs through jumper	1/10/60
MF 103	9000104	2 inputs: SAT/TER Current pass: TER/SAT through jumper	10/60

MF 102

MF 103

VHF: 5-300 MHz / UHF: 470-862 MHz / TER: 5-862 MHz / SAT: 950-2250 MHz

012. Multiband Amplifiers

1 and 2 inputs VHF/UHF configurable Amplifiers.* MA series

Reference	Code	Description	Packaging
MA 3212	0300100	Inputs: VHF: 47-300 MHz - UHF: 470-862 MHz Gain: 30 dB (VHF) / 32 dB (UHF) Regulation: 20 / 20 dB Output level: 112 dBµV Test Output: -20 dB	1/5
MA 4212	0300101	Inputs: VHF: 47-300 MHz - UHF: 470-862 MHz Gain: 30 dB (VHF) / 42 dB (UHF) Regulation: 20 / 20 dB Output level: 115 dBµV Test Output: -20 dB	1/5
MA 5012	0300105	Inputs: VHF: 47-300 MHz - UHF: 470-862 MHz Gain: 40 dB (VHF) / 50 dB (UHF) Regulation: 20 / 20 dB Output level: 115 VHF/ 120 UHF ** Test Output: -30 dB	1/5

MA 4212

***The amplifier can be configured either as a two VHF/UHF inputs amplifier, or as a one input line amplifier with independent VHF/UHF regulation, using an internal switch**

****Push - Pull**

5 inputs multiband Amplifiers. MA Series*

MA 3050	0300102****	Inputs: BI / FM / BIII / UHF / UHF Gain: 30 dB (VHF) / 30 dB (UHF) Regulation: 20 dB Output level: 112 dBµV Test Output: -20 dB	1/5
MA 4050	0300103****	Inputs: BI / FM / BIII / UHF / UHF Gain: 30 dB (VHF) / 40 dB (UHF) Regulation: 20 dB Output level: 115 dBµV Test Output: -20 dB	1/5
MA 3550*	0300104****	Inputs: BI+FM / BIII / BIV / BV / UHF Gain: BI+FM: 35 dB / BIII: 35 dB / BIV: 35 dB BV: 35 dB / UHF: 30 dB Regulation: 20 dB Output level: 115 dBµV Test Output: -20 dB	1/5
MA 5053*	0300107****	Inputs: BI+FM / BIII / UHF / UHF / UHF Gain: BI+FM: 30 dB / BIII: 30 dB / UHF: 44 dB UHF: 44 dB / UHF: 48 dB Regulation: 20 dB Output level: 115 VHF / 120 UHF **dBµV Test Output: -30 dB	1/5

MA 4050

***Product to be discontinued**

****Push - Pull**

*****On demand, it is possible to incorporate encapsulated or insertable filters from CC series in UHF inputs.**

******Add - UK or - AU suffix depending on each country (UK or Australia).**

Reference	Code	Description	Packaging
Accessories and filters for amplifiers			
FPB 4*	0520004	Connectable filter BIV Frequency Pass: 470-606 MHz Loss: ⩽ 1 dB	1/10
FPB 5*	0520005	Connectable filter BV Frequency Pass: 606-862 MHz Loss: ⩽ 1 dB	1/10
IC 24 F	9005024	Current Injector Frequency Pass: 47-862 MHz Loss: 0,5 dB	1/15
IFT	0520321	Connectable Fixed Equalizer I.F. Frequency Pass: 950-2150 MHz Loss: 12 dB to 950 MHz - 1 dB to 2150 MHz	1/10
F950	0520320	High Pass Filter Frequency Pass: 950-2150 MHz Loss: 50 dB to 860 MHz	1/15
INTER 5	0702216-A	Tone generator 22 KHz Frequency Pass: 950-2150 MHz Loss: 0,5 dB	1/15
BC 41	0530041	Adjustable Rejection Filter Frequency Pass: 470-862 MHz Loss: 1 channel: 15 dB	1/15
BC 42	0530042	Adjustable Rejection Filter Frequency Pass: 470-862 MHz Loss: 2 Channels: 15+15 dB	1

FPB 4

IC 24 F

IFT

F 950

BC 41

***Product to be discontinued**

IF Amplification kit. CC Series

N	**CC 021 K**	0300210-K	Inputs and band: 1 TER (47 - 862 MHz) / 1 SAT (950 - 2150 MHz) Gain: TER (passive): -2 dB / SAT: 30-34 (external TILT) Regulation: TER: - / SAT: 14 dB - Feeding LNC: Yes Feeding: PS 15 900 (included)	1

CC 021 K

Multiband Amplifiers in aluminium housing. ZM 300 series

ZM 330	0301330	Inputs: 2: VHF** 1: UHF Gain: VHF1: 30 dB - VHF2: 18 dB - UHF: 41 dB Regulation: VHF: 18 dB - UHF: 15 dB Output level: 114 dBµV Vdc pass (12 Vcc): Yes / 1 UHF	1
ZM 340	0301340	Inputs: 2: VHF** 2: UHF Gain: VHF1: 30 dB - VHF2: 18 dB - UHF: 37 dB Regulation: VHF: 18 dB - UHF: 15 dB Output level: 114 dBµV Vdc pass (12 Vcc): Yes / 2 UHF	1
ZM 350	0301350	Inputs: 2: VHF** 3: UHF Gain: VHF1: 30 dB - VHF2: 18 dB - UHF: 34 dB Regulation: VHF: 18 dB - UHF: 15 dB Output level: 114 dBµV Vdc pass (12 Vcc): Yes / 2 UHF	1
ZM 340 FI	0301342	Inputs: 2: VHF** 2: UHF 1: SAT Gain: VHF1: 28 dB - VHF2: 15 dB - UHF: 34 dB - SAT: 25-30 dB Regulation: VHF: 18 dB - UHF: 15 dB - SAT: 10 dB Output level: 112 TER / 114 SAT (IMD_3 -35 dB) dBµV Vdc pass (12 Vcc): Yes / 2 UHF / SAT*	1

ZM 340

*** The LNC is fed from the receiver. Information about available filters in page 009-010**

**** Only 1 VHF with jumper is incorporated. For a second VHF input, complementary filters are required.**

N **New**

014. Multiband Amplifiers

Multiband Amplifiers in aluminium housing. ZM 500 Series

Reference	Code	Description	Packaging
ZM 530	0301530	Inputs: 2: VHF* 1: UHF Gain: VHF: 44 dB - UHF: 56 dB Regulation: VHF: 20 dB - UHF: 20 dB Output level: 125 dBµV Vdc pass (12 Vcc): Yes / 1 UHF	1
ZM 540	0301540	Inputs: 2: VHF* 2: UHF Gain: VHF: 44 dB - UHF: 54 dB Regulation: VHF: 20 dB - UHF: 20 dB Output level: 125 dBµV Vdc pass (12 Vcc): Yes / 2 UHF	1
ZM 550	0301550	Inputs: 2: VHF* 3: UHF Gain: VHF: 44 dB - UHF: 50 dB Regulation: VHF: 20 dB - UHF: 20 dB Output level: 125 dBµV Vdc pass (12 Vcc): Yes / 2 UHF	1

ZM 540

*** The LNC is fed from the receiver. Information about available filters in page 009-010**
**** Only 1 VHF with jumper incorporated. For a second VHF input, complementary filters are required.**

2 inputs TV/SAT amplifiers in aluminium housing. ZM HD Series

ZM HD 35	0303235	Inputs and bands: 1:TER - 1:SAT Gain: TER: 32 dB - SAT: 32-40 dB Regulation: TER: 20 dB - SAT: 0-14 dB Equalization: TER: 0-10 dB - SAT: 8 dB Output level: TER:114 dBµV - SAT: 118 dBµV Feeding LNC: Yes, 14 VDC / 250 mA	1
ZM HD 40	0303240	Inputs and bands: 1:TER - 1:SAT Gain: TER: 42 dB - SAT: 42-46 dB Regulation: TER: 0-20 dB - SAT: 0-20 dB Equalization: TER: 0-14 dB - SAT: 0-14 dB Output level: TER:120 dBµV - SAT: 123 dBµV Feeding LNC: Yes, 250 mA (Off 13/18 V selectable) 22KHz Generator: 0/22KHz selectable	1

ZM HD 35

ZM HD 40

2 inputs TV / SAT in aluminium housing. ZM FI Series

ZM FI 35	0303035	Inputs and bands: 1:TER - 1:SAT Gain: TER: (Passive) >2 dB - SAT: 32-40 dB Regulation: TER: - SAT: 0-14 dB Equalization: TER: - SAT: 8 dB Output level: TER: - SAT: 118 dBµV Feeding LNC: Yes, 14 VDC / 250 mA	1
ZM FI 40	0303040	Inputs and bands: 1:TER - 1:SAT Gain: TER: (Passive) >2 dB - SAT: 42-46 dB Regulation: TER: - SAT: 0-20 dB Equalization: TER: - SAT: 0-14 dB Output level: TER: - SAT: 123 dBµV Feeding LNC: Yes, 250 mA (Off 13/18 V selectable) 22KHz Generator: 0/22KHz selectable	1

ZM FI 35

ZM FI 40

Line amplifiers for MATV / SMATV / CATV .015

Reference	Code	Description	Packaging
MATV. TAM Series			
TAM 1224	9901224	Inputs: 1 (VHF + UHF) - Outputs: 2 Gain: VHF: 24 dB - UHF: 26 dB Regulation: VHF: 20 dB - UHF: 16 dB Output level: 2 x 104 dBµV Feeding: 230 ±10% / 50-60 Hz	1/10/60
TAM 1418	9901418	Inputs: 1 (47-862 MHz) - Outputs: 4 Gain: 1x18 / 2x14 / 1x10 dB - Regulation: 16 dB Output level: 1x108 / 2x104 / 1x100 dBµV Feeding: 230 ±10% / 50-60 Hz	1/10/60
TAM 1220	9901220	Inputs: 1 (47-862 MHz) - Outputs: 2 Gain: 20 dB - Regulation: 10 dB Output level: 2 x 104 dBµV Feeding: 230 ±10% / 50-60 Hz	1/10/60
TAM 1420	9901420	Inputs: 1 (47-862 MHz) - Outputs: 4 Gain: 20 dB - Regulation: 10 dB Output level: 4 x 100 dBµV Feeding: 230 ±10% / 50-60 Hz	1/10/60

TAM 1220

TAM 1420

SMATV. SAM Series			
SAM 1118	9901118	Inputs: 1 (47-2300 MHz) - Outputs: 1 Gain: 47-862 MHz: 11 / 950-2150 MHz: 11-18 dB Regulation: 10 dB Output level: TER: 98 dBµV / SAT: 107 dBµV Feeding: 230 ±10% / 50-60 Hz	1/10/60
SAM 1412	9901412	Inputs: 1 (47-2300 MHz) - Outputs: 4 Gain: 1x16 / 1x12 / 2x8 dB Regulation: 10 dB Output level: TER: 92 dBµV / SAT: 105 dBµV Feeding: 230 ±10% / 50-60 Hz	1/10/60

SAM 1118

SMATV. CC Series			
N **CC 011 K**	0300209-K	Inputs and band: 1 TER+SAT (47 - 2150 MHz) Gain: TER: 20-24 dB / SAT: 30-34 dB Regulation: TER: 14 dB / SAT: 14 dB Feeding previos / LNC: Yes / through jumpers Feeding: PS 15 900 (included). Consumption: 280 mA	1

CC 011 K

SMATV in aluminium housing. ZM Series			
ZM ST 35	0303135	Inputs: 1:TER+SAT - Outputs: 1 Gain: TER: 30 dB - SAT: (30-38) dB Regulation: TER: 20 dB - SAT: 0-20 dB Equalization: TER: 0-10 dB - SAT: 8 dB Output level DIN 45004B: TER: 114 dBµV IMD_3 -35 dB: SAT: 118 dBµV	1
ZM ST 40	0303140	Inputs: 1:TER+SAT - Outputs: 1 Gain: TER: 40 dB - SAT: 40-44 dB Regulation: TER: 0-20 dB - SAT: 0-20 dB Equalization: TER: 0-14 dB - SAT: 0-14 dB Output level DIN 45004B: TER: 120 dBµV IMD_3 -35 dB: SAT: 123 dBµV Test Output: -30 dB	1

ZM ST 35

ZM ST 40

N New

016. Line amplifiers for MATV / SMATV / CATV

Reference	Code	Description	Packaging
SMATV.			
BNV 2000	0703009	Line amplifier 950-2400 MHz. 16-24 dB	1/10

BNV 2000

Reference	Code	Description	Packaging
CATV. HCA Series			
HCA 1122	9901122	Inputs: 1 (47-862 MHz) Outputs: 1 Gain: 22 dB Regulation: 6 dB Output level**: 112 dBµV Return path: No Feeding (VAC): 230 ±10% / 50-60 Hz	1/10/60
HCA 1122-R	9901122-R	Inputs: 1 (85-862 MHz) Outputs: 1 Gain: 22 dB Regulation: 6 dB Output level**: 111 dBµV Return path: 5-65 MHz Feeding (VAC): 230 ±10% / 50-60 Hz	1/10/60
HCA 1130-A	9901130	Inputs: 1 (47-862 MHz) Outputs: 1 Gain: 30 dB Regulation: 6 dB Output level**: 112 dBµV Return path: No Feeding (VAC): 230 ±10% / 50-60 Hz	1/10/60
HCA 3410-R30*	030031130	Inputs: 1 Outputs: 1 Gain: 34 dB Regulation: 0-20 dB Output level**:118 dBµV Return path: 5 - 30 MHz Feeding (VAC): 198-253 / 47-63 Hz	1/5
HCA 3410-R65*	030031165	Inputs: 1 Outputs: 1 Gain: 34 dB Regulation: 0-20 dB Output level**:118 dBµV Return path: 5 - 65 MHz Feeding (VAC): 198-253 / 47-63 Hz	1/5
HCA 3410-RA65*	030031065	Inputs: 1 Outputs: 1 Gain: 34 dB Regulation: 0-20 dB Output level**:117 dBµV Return path: 5 - 65 MHz Feeding (VAC): 198-253 / 47-63 Hz	1/5
HCA 4210-R30	030031230	Inputs: 1 Outputs: 1 Gain: 42 dB Regulation: 0-20 dB Output level**:118 dBµV Return path: 5 - 30 MHz Feeding (VAC): 198-253 / 47-63 Hz	1/5

HCA 1130-A

HCA 3410-R30

*** Product to be discontinued**
**** According to DIN 45004 B**

Line amplifiers for .017 MATV / SMATV / CATV

CATV. HCA series - ZAMAK line

Reference	Code	Description	Packaging
HCA 3310-R30*	030031430	Inputs: 1 (47-862 MHz) / Outputs: 1 Gain: 33 dB Regulation: 20 dB Equalization: 14 dB Output level**: TER: 112 dBµV Return path: 5-30 MHz (Passive) Feeding (VAC): 230 ±10% / 50-60 Hz	1/6
HCA 3310-R65*	030031465	Inputs: 1 (85-862 MHz) / Outputs: 1 Gain: 33 dB Regulation: 20 dB Equalization: 14 dB Output level**: TER: 112 dBµV Return path: 5-65 MHz (Passive) Feeding (VAC): 230 ±10% / 50-60 Hz	1/6
HCA 3310*	0300314	Inputs: 1 (47-862 MHz) / Outputs: 1 Gain: 33 dB Regulation: 20 dB Equalization: 14 dB Output level**: TER: 113 dBµV Return path: 5-30 MHz (Passive) Feeding (VAC): 230 ±10% / 50-60 Hz	1/6

HCA 3310

*** Product to be discontinued**
**** According to DIN 45004 B**

CATV. HCA ZM Series

HCA ZM 20-30	0302230	Inputs: 1 (47-862 MHz) / Outputs: 1 Gain: 22 ± 1,5 dB Regulation: 0-20 dB Equalization: 0-10 dB Output level**: 115 dBµV Return path: 5-30 MHz (Active / Passive) Gain: 20 dB / Passive: -2,5 dB Output level return path: 115 dBµV - Regulation: 0-20 dB	1
HCA ZM 20-65	0302265	Inputs: 1 (85-862 MHz) / Outputs: 1 Gain: 22 ± 1,5 dB Regulation: 0-20 dB Equalization: 0-10 dB Output level**: 115 dBµV Return path: 5-65 MHz (Active / Passive) Gain: 20 dB / Passive: -2,5 dB Output level return path: 115 dBµV - Regulation: 0-20 dB	1
HCA ZM 30-30	0302330	Inputs: 1 (47-862 MHz) / Outputs: 1 Gain: 32 ± 1,5 dB Regulation: 0-20 dB Equalization: 0-10 dB Output level**: 115 dBµV Return path: 5-30 MHz (Active) Gain: 28 dB Output level return path: 115 dBµV - Regulation: 0-20 dB	1
HCA ZM 30-65	0302365	Inputs: 1 (85-862 MHz) / Outputs: 1 Gain: 32 ± 1,5 dB Regulation: 0-20 dB Equalization: 0-10 dB Output level**: 115 dBµV Return path: 5-65 MHz (Active) Gain: 28 dB Output level return path: 115 dBµV - Regulation: 0-20 dB	1

HCA ZM 30-30

**** According to DIN 45004 B**

018. Line amplifiers for MATV / SMATV / CATV

CATV. HCA ZM Series

Reference	Code	Description	Packaging
HCA ZM 45-30	0302430	Inputs: 1 (47-862 MHz) / Outputs: 1 Gain: 42 ± 1,5 dB Regulation: 0-20 dB Equalization: 0-10 dB Output level**: 124 dBµV Return path: 5-30 MHz Gain: Active: 30 dB, Passive <-2, 5 dB Output level return path: 120 dBµV - Regulation: 0-20 dB	1
HCA ZM 45-65	0302465	Inputs: 1 (85-862 MHz) / Outputs: 1 Gain: 42±1,5 dB Regulation: 0-20 dB Equalization: 0-10 dB Output level**: 124 dBµV Return path: 5-65 MHz Gain: Active: 30 dB, Passive <-2, 5 dB Output level return path: 120 dBµV - Regulation: 0-20 dB	1

HCA ZM 45-30

**** According to DIN 45004 B**

SMATV + IF. ZM LIN Series

ZM LIN 22	0303022	Inputs and band: 1 SAT (950 - 2200 MHz) / 1 SAT+TER (47 - 2200 MHz) Outputs: 2 Gain: TER: 38 dB / SAT: 40-44 dB Regulation margin: TER: 0-20 dB / SAT: 0-20 dB Equalization: TER: 0-14 dB / SAT: 0-14 dB Output level DIN 45004B: TER: 116 dBµV (x2) IMD_3 -35 dB: SAT: 123 dBµV (x2)	1

ZM LIN 22

SMATV. LIN Series

LIN 12*	0300212	Inputs: 1 / Outputs: 1 Frequencies: 47-862 / 950-2200 MHz Gain: 40 dB / 40 dB Regulation margin: 20 dB / 12 dB Equalization: TER: 14 dB/ SAT: 10 dB Output level: TER: 118 dBµV / SAT: 120 dBµV	1

LIN 12

*** Product to be discontinued**

Reference	Code	Description	Packaging
Genius Series			
Genius ICT	2003404	Programmable Headend 10 filters UHF and SAT Inputs: BI/FM: 47 – 108 MHz BIII/DAB: 174 – 230 MHz AUX: 47 – 862 MHz SAT: 950 – 2150 MHz UHF: 3 x Programmable 10 filters* Bandwidth from 1 up to 6 channels (8-48 MHz) per filter Outputs: 2 (TER / TER+SAT) + 1 test (-30 dB) Gain: BI/FM: 30 dB BIII/DAB: 30 dB AUX: 35 dB SAT: 40 dB UHF: 48 dB Regulation: All inputs 20 dB / UHF inputs 20 dB each filter + 20 dB general Auto Leveling: Yes CAG: Yes Output level DIN 45004 B (1) EN 50083-5 (2): BI/FM: 118 dBµV (1) BIII/DAB: 118 dBµV (1) AUX: 120 dBµV (1) SAT: 122 dBµV (2) UHF: 120 dBµV (1)	1
Genius 10	2003402	Programmable Headend 10 filters UHF Inputs: BI/FM: 47 – 108 MHz BIII/DAB: 174 – 230 MHz AUX: 47 – 862 MHz UHF: 3 x Programmable 10 filters Bandwidth from 1 up to 6 Channels (8-48 MHz) per filter Outputs: 1 + 1 test (-30dB) Gain: BI/FM: 30 dB BIII/DAB: 30 dB AUX: 40 dB UHF: 55 dB Regulation: All inputs 20 dB / UHF inputs 20 dB each filter + 20 dB general Auto Leveling: Yes CAG: Yes Output level DIN 45004 B (1) EN 50083-5 (2): BI/FM: 122 dBµV (1) BIII/DAB: 122 dBµV (1) AUX: 124 dBµV (1) UHF: 124 dBµV (1)	1
Genius 6	2003402	Programmable Headend 6 filters UHF Inputs: BI/FM: 47 – 108 MHz BIII/DAB: 174 – 230 MHz AUX: 47 – 862 MHz UHF: 2 x Programmable 6 filters* Bandwidth from 1 up to 6 channels (8-48 MHz) per filter Outputs: 1 + 1 test (-30dB) Gain: BI/FM: 33 dB BIII/DAB: 33 dB AUX: 40 dB UHF: 55 dB Regulation: All inputs 20 dB / UHF inputs 20 dB each filter + 20 dB general Auto Leveling: Yes CAG: Yes Output level DIN 45004 B (1) EN 50083-5 (2): BI/FM: 122 dBµV (1) BIII/DAB: 122 dBµV (1) AUX: 124 dBµV (1) UHF: 124 dBµV (1)	1


Genius ICT


Genius 10


Genius 6

*** By PRO 200 / PRO 201**
(1) According to DIN 45004 B
(2) According to EN 50083-5

020. Headend Amplification

Reference	Code	Description	Packaging

Genius Series

N **Genius 5**	2003406	Programmable Headend 5 filters UHF Inputs: BI/FM: 47 – 108 MHz BIII/DAB: 174 – 230 MHz 2 x UHF: Programmable 5 filters Bandwidth from 1 up to 6 Channels (8-48 MHz) per filter Outputs: 1 Gain: BI/FM: 23 dB BIII/DAB: 35 dB UHF: 45 dB Regulation: All inputs 20 dB Inputs UHF: 20 dB each filter + 20 dB general Output level: BI/FM: 110 dBµV BIII/DAB: 110 dBµV UHF: 116 dBµV	1

Genius 5

Single Channel Amplifiers Maximal 2 series. VHF series

C 521	9001200	Inputs: 2 / Outputs: 2 - Channels: 1 x B-I Gain: 40 dB - Regulation: 20 dB Output level DIN 45004K (IMD_3 - 54): 123,5 dBµV EN 50083-5 (-35dB) DVB-T: 118,5 dBµV Consumption: 90 mA	1/10
C 482	9001217	Inputs: 2 / Outputs: 2 - Channels: FM Gain: 15 dB - Regulation: 20 dB Output level DIN 45004K (IMD_3 - 54): 121 dBµV EN 50083-5 (-35dB) DVB-T: 116 dBµV Consumption: 60 mA	1/10
C 522	9001202	Inputs: 2 / Outputs: 2 - Channels: FM Gain: 40 dB - Regulation: 20 dB Output level DIN 45004K (IMD_3 - 54): 123,5 dBµV EN 50083-5 (-35dB) DVB-T: 118,5 dBµV Consumption: 90 mA	1/10
C DAB	9001207	Inputs: 2 / Outputs: 2 - Channels: DAB Gain: 45 dB - Regulation: 20 dB Output level DIN 45004K (IMD_3 - 54): 123,5 dBµV EN 50083-5 (-35dB) DVB-T: 118,5 dBµV Consumption: 90 mA	1/10
C 52 SB	9001204	Inputs: 2 / Outputs: 2 - Channels: 1 x BSB Gain: 40 dB - Regulation: 20 dB Output level DIN 45004K (IMD_3 - 54): 123,5 dBµV EN 50083-5 (-35dB) DVB-T: 118,5 dBµV Consumption: 90 mA	1/10
C 523	9001206	Inputs: 2 / Outputs: 2 - Channels: 1 x B-III Gain: 40 dB - Regulation: 20 dB Output level DIN 45004K (IMD_3 - 54): 123,5 dBµV EN 50083-5 (-35dB) DVB-T: 118,5 dBµV Consumption: 90 mA	1/10
C 52 SA	9001208	Inputs: 2 / Outputs: 2 - Channels: 1 x BSA Gain: 40 dB - Regulation: 20 dB Output level DIN 45004K (IMD_3 - 54): 123,5 dBµV EN 50083-5 (-35dB) DVB-T: 118,5 dBµV Consumption: 90 mA	1/10
C 52 HA	9001210	Inputs: 2 / Outputs: 2 - Channels: 1 x HYP Gain: 40 dB - Regulation: 20 dB Output level DIN 45004K (IMD_3 - 54): 123,5 dBµV EN 50083-5 (-35dB) DVB-T: 118,5 dBµV Consumption: 90 mA	1/10

Assembled devide

Indicate the wished channel when placing the order.

N New

Reference	Code	Description	Packaging
Single Channel Amplifiers Maximal 2 series. MAX series			
C 604*	9001214	Inputs: 2 / Outputs: 2 Channels: 1 x UHF Gain: 50 dB Regulation: 20 dB Output level DIN 45004K (IMD_3 - 54): 122 dBµV EN 50083-5 (-35dB) DVB-T: 117 dBµV Consumption: 90 mA	1/10
C 504-2	9001123-xy**	Inputs: 2 / Outputs: 2 Channels: 2 x UHF (16 MHz) Gain: 48 dB Regulation: 20 dB Output level DIN 45004K (IMD_3 - 54): 123 dBµV EN 50083-5 (-35dB) DVB-T: 118 dBµV Consumption: 90 mA	1/10
C 504-3	9001123-xy**	Inputs: 2 / Outputs: 2 Channels: 3 x UHF (24 MHz) Gain: 48 dB Regulation: 20 dB Output level DIN 45004K (IMD_3 - 54): 123 dBµV EN 50083-5 (-35dB) DVB-T: 118 dBµV Consumption: 90 mA	1/10
C 504-4	9001123-xy**	Inputs: 2 / Outputs: 2 Channels: 4 x UHF (32 MHz) Gain: 48 dB Regulation: 20 dB Output level DIN 45004K (IMD_3 - 54): 123 dBµV EN 50083-5 (-35dB) DVB-T: 118 dBµV Consumption: 90 mA	1/10
SAT 40	0300035	Inputs: 1 FI+1 MIX 47-862 MHz / Outputs: 1 Channels: 950-2150 MHz Gain: 40 dB Regulation: 10 dB Output level DIN 45004K (IMD_3 - 54): -- dBµV EN 50083-5 (-35dB) DVB-T: 118 dBµV Consumption: 220 mA	1/10

C604

*** Adjacent channels.**
**** x: start channel / y: end channel**
Indicate the wished channel when placing the order.

022. Modular Headends

Reference	Code	Description	Packaging

Modulators maximal 2 series. MAX Series

MAX-2 U	9001158	Inputs: 2 RCA A-V Output channels: C21-C69 Modulation Standards: PAL G, K, SECAM L Modulation Type: DBL / Mono Channel programming: Micro switches Feeding: 15 VDC / 100 mA	1/10
MAX-2 V	9001159	Inputs: 2 RCA A-V Output channels: S3-C12 Modulation Standards: PAL B, D, SECAM L Modulation Type: DBL / Mono Channel programming: Micro switches Feeding: 15 VDC / 100 mA	1/10

MAX-2V

Cables for Audio/Video Connection

RCA AV	6000702	Cable RCA/RCA audio mono - video Connections: Video OUT / Audio OUT Length: 1,0 m	1/20
SCK AV	6000700	Cable SCART - RCA Connections: Video OUT / Audio OUT Length: 1,0 m	1/20

RCA AV

SCK AV

Power Supplies. PS2 A Series

PS 2 500 A*	9001236	Output voltage: 15 VDC Max. output current: 500 mA Type: Switched Consumption: 10 W	1/6
PS 2 1100 A*	9001238	Output voltage: 15 VDC Max. output current: 1100 mA Type: Switched Consumption: 22 W	1/6
PS 2 1600 A*	9001240	Output voltage: 15 VDC Max. output current: 1600 mA Type: Switched Consumption: 32 W	1/6

*** They occupy 2 units in the frame**

PS 2 500 A

PS 2 1600 A

Accessories for Modules. Maximal* and Maximal 2 Series

PMF	9001012	Link mixing quick F/F	5
FCF	0605590	Isolated Terminal Load F	25
PMA	9001011	Link mixing adapter F/IEC 9,5. Compatibility Maximal and Maximal 2 series	5
F 18 F	9001016	Pluggable Preamplifier UHF G=18 dB	1/15

*** Maximal series produced until 2003**

PMF

FCF

PMA

F 18 F

Reference	Code	Description	Packaging
Accessories for Modules. Maximal* and Maximal 2 Series			
F 66**	9001015	Pluggable Preamplifier C 66/69 (dB) G=14 dB	1/5
CSR	9001172	Connection cable Maximal series Length: 35 mm	1
CK 041	9001009	Feeding Cable compatibility Maximal and Maximal 2	1
SK 50	9002036	Rejection Filter 3 channels UHF adjustable (50 dB)	1
SK 65**	9002035	Rejection filter channel 65 > 40 dB	1

F 66

CK 041

SK 50

SK 65

*** Maximal series produced until 2003**
**** Product to be discontinued**

Frames and Cabinets. Maximal 2 Series			
MAX CH 6	9001151	Frame 6 units Dimensions: 147 x 150 x 8 mm Weight: 0,5 Kg	1/50
MAX CH 18	9001150	Frame 18 units Dimensions: 349 x 150 x 8 mm Weight: 1 Kg	1/20
FCH 19"	9001136	18 pcs. Chassis for rack 19" Dimensions: 490 x 230 x 200 mm Weight: 2,5 Kg	1
ONA 1	2003204	Protection cabinet Dimensions: 450 x 380 x 210 mm Weight: 6,5 Kg	1
ONA 2	2003206	Protection cabinet Dimensions: 600 x 380 x 210 mm Weight: 7 Kg	1

MAX CH 6

MAX CH 18

FCH 19

ONA 1 / ONA 2

024. Modular Headends

Reference	Code	Description	Packaging
Digital Transmodulators* 310 series			
TKQ 310	2003516	DVB-S (QPSK) --> DVB-C (QAM) Input level: -25 to -65 dBm Output modulation: 16, 32, 64, 128, 256 QAM Output level: 80 dBµV Regulation: 15 dB Conditional access: No	1
TSQ 310	2003532	DVB-S2 (8PSK, QPSK) --> DVB-C (QAM) Input level: -25 to -65 dBm Output modulation: 16, 32, 64, 128, 256 QAM Output level: 80 dBµV Regulation: 15 dB Conditional access: No	1
TSQ 310 CI	2003534	DVB-S2 (8PSK, QPSK) --> DVB-C (QAM) Input level: -25 to -65 dBm Output modulation: 16, 32, 64, 128, 256 QAM Output level: 80 dBµV Regulation: 15 dB Conditional access: Yes, 2 slots	1
TKF 310	2003540	DVB-S (QPSK) --> DVB-T Input level: -25 to -65 dBm Output modulation: DVB-T (2K, 8K) BW: 6/7/8 MHz / DVB-H Output level: 80 dBµV Regulation: 15 dB Conditional access: No	1
TSF 310	2003542	DVB-S2 (8PSK, QPSK) --> DVB-T Input level: -25 to -65 dBm Output modulation: DVB-T (2K, 8K) BW: 6/7/8 MHz / DVB-H Output level: 80 dBµV Regulation: 15 dB Conditional access: No	1
TSF 310 CI	2003544	DVB-S2 (8PSK, QPSK) --> DVB-T Input level: -25 to -65 dBm Output modulation: DVB-T (2K, 8K) BW: 6/7/8 MHz / DVB-H Output level: 80 dBµV Regulation: 15 dB Conditional access: Yes, 2 slots	1
TFQ 310	2003536	DVB-T (COFDM) --> DVB-C Input level: 38 to 88 dBµV (174-230 / 470-862 MHz) Output modulation: 16, 32, 64, 128, 256 QAM Output level: 80 dBµV Regulation: 15 dB Conditional access: No	1
TFQ 310 CI	2003538	DVB-T (COFDM) --> DVB-C Input level: 38 to 88 dBµV (174-230 / 470-862 MHz) Output modulation: 16, 32, 64, 128, 256 QAM Output level: 80 dBµV Regulation: 15 dB Conditional access: Yes, 2 slots	1

TKQ 310

TSQ 310

TSQ 310 CI

TKF 310 CI

TSF 310

TSF 310 CI

TFQ 310

TFQ 310 CI

*** For Digital Transmodulators, programming through field strength meter mediaMAX / PRO 201**

Reference	Code	Description	Packaging

Signal regenerators*. 310 Series

TFF 310	2003550	DVB-T (COFDM) --> DVB-T (COFDM) Input level: 38 to 88 dBµV (170-230 / 474-862 MHz) Selectable format of output modulation: DVB-T / DVB-H Output level: 80 dBµV Regulation: 15 dB Conditional access: No	1
TFF 310 CI	2003552	DVB-T (COFDM) --> DVB-T (COFDM) Input level: 38 to 88 dBµV (170-230 / 474-862 MHz) Selectable format of output modulation: DVB-T / DVB-H Output level: 80 dBµV Regulation: 15 dB Conditional access: Yes, 2 slots	1

TFF 310

*** Programming through the field strength meter mediaMAX / PRO 201**

COFDM Encoder*. 310 Series

N **ETWF 310**	2003566	Encoder twin COFDM (DVB-T) Inputs: 2 Channels A/V Stereo (Band base CVBS) Output: 1 channel COFDM (DVB-T) Compresion: MPEG-2 Output level: 80 dBµV Regulation: 15 dB	1

ETWF 310

*** Programming through the field strength meter mediaMAX / PRO 201**

VSB Transmodulators*. 310 Series

DVB 310S	2003500	DVB-S (QPSK) --> PAL / SECAM Input level: -25 to -65 dBm Output level: 82 + 1 / - 3 dBµV BLV / STEREO Regulation: 15 dB Conditional access: No	1
DVB 310S CI	2003522	DVB-S (QPSK) --> PAL / SECAM Input level: -25 to -65 dBm Output level: 82 + 1 / - 3 dBµV BLV / STEREO Regulation: 15 dB Conditional access: Yes, 1 slot	1
DVB 310T	2003502	DVB-T (COFDM) --> PAL / SECAM Input level: 38 - 88 dBµV Output level: 82 + 1 / - 3 dBµV BLV / STEREO Regulation: 15 dB Conditional access: No	1
DVB 310 T CI	2003524	DVB-T (COFDM) --> PAL / SECAM Input level: 38 - 88 dBµV Output level: 82 + 1 / - 3 dBµV BLV / STEREO Regulation: 15 dB Conditional access: Yes, 1 slot	1

DVB 310 S

DVB 310 S CI

DVB 310 T

DVB 310 T CI

*** Programming through the field strength meter mediaMAX / PRO 201**

N **New**

026. Modular Headends

VSB Transmodulation Kits. 310 Series

Reference	Code	Description	Packaging
KIT DVB 310S	2006012	Content: 6 DVB 310 S / 1 SPS 310 / 1 FRA 300 DVB-S (QPSK) --> PAL / SECAM Input level: -25 to -65 dBm Output level: 82 + 1 / - 3 dBµV BLV / STEREO Regulation: 15 dB Conditional access: No	1
KIT DVB 310S CI	2006014	Content: 6 DVB 310 S CI/ 1 SPS 310 / 1 FRA 300 DVB-S (QPSK) --> PAL / SECAM Input level: -25 to -65 dBm Output level: 82 + 1 / - 3 dBµV BLV / STEREO Regulation: 15 dB Conditional access: Yes, 1 slot	1
KIT DVB 310T	2006016	Content: 6 DVB 310 T / 1 SPS 310 / 1 FRA 300 DVB-T (COFDM) --> PAL / SECAM Input level: 38 - 88 dBµV Output level: 82 + 1 / - 3 dBµV BLV / STEREO Regulation: 15 dB Conditional access: No	1
KIT DVB 310 T CI	2006018	Content: 6 DVB 310 T CI / 1 SPS 310 / 1 FRA 300 DVB-T (COFDM) --> PAL / SECAM Input level: 38 - 88 dBµV Output level: 82 + 1 / - 3 dBµV BLV / STEREO Regulation: 15 dB Conditional access: Yes, 1 slot	1

KIT DVB 310

DVB-T / DVB-S Digital Receiver HD. 300 Series

N	**DVB 300T HD**	2003300	DVB-T (COFDM) --> PAL / Base Band (CVBS) Input level: 38 to 88 dBµV Decoding: MPEG-4 (HD/SD) / MPEG-2 Output: Band Base (CVBS) / PAL Output channels: C21 - C69 (DBL/MONO) Update USB	1
	DVB 300S HD	2003310	DVB-S2 (8PSK, QPSK) --> Base Band (CVBS) Input level: -25 to -65 dBm Decoding: MPEG-4 (HD / SD) / MPEG-2 Conditional access: Yes, 1 slot Output signal type: Base Band USB Update	1

DVB 310 T HD

Headend VSB Twin Modulator. 310 Series

N	**MTW 310**	2003526	2 Channels A/V --> 2 Channels PAL (BLV / Stereo) Input TV system: Base Band CVBS Input level video/audio: 1 Vpp SNR S/N: >54 dB Output level: 82 +1/-3 dBµV Regulation: 15 dB Tensión de Feeding: from SPS 310 VDC Connector video: 2 x RCA hembra Connector audio: 4 x RCA hembra	1

MTW 310

N New

Reference	Code	Description	Packaging
Telecontrol unit. 310 Series			
RCM 310	2003560	Telecontrol unit for 310 headend Connections to modules: 4 x RJ45 (Max. 72 modules) Alarm/warning peripherial inputs : 4 GSM internal modem LAN connection: Ethernet Web Services Auxilary outputs for actuators: 4	1
N **RCM 310 R**	2003560-R	Telecontrol unit for 310 headend (rack) Connections to modules: 4 x RJ45 (Max. 72 modules) Alarm/warning peripherial inputs: 4 GSM internal modem LAN connection: Ethernet Web Services Auxilary outputs for actuators: 4	1

RCM 310

Launch Amplifier and Active Combiner. 310 Series			
MUX 310	2003518	4 inputs / 1 output Frequency margin: 47-862 MHz Gain: 19 dB - Regulation: 10 dB Output level IMD_3 DIN 45004B: 114 dBµV Feeding: From SPS 310	1
AMP 310 P	2003520	1 inputs / 1 output Frequency margin: 47-862 MHz Gain: 45 dB - Regulation: 20 dB - Equalization: 10 dB Output level IMD_3 DIN 45004B: 125 dBµV Feeding: 95-230 VAC / 50Hz	1
N **AMP 310 PR**	2003520-R	Amplifier for rack 1 inputs / 1 output - Frequency margin: 47-862 MHz Gain: 45 dB - Regulation: 20 dB - Equalization: 10 dB Output level IMD_3 DIN 45004B: 125 dBµV Feeding: 95-230 VAC / 50Hz	1

MUX 310

AMP 310 P

Power Supplies. 310 Series			
SPS 310	2003504	Power network voltage: 95-230 VAC / 50Hz Maximum capacity: 6 modules 310 Series	1
SPS 310 R	2003506	Power supply for rack Power network voltage: 95-230 VAC / 50Hz Maximum capacity: 6 modules 310 Series	1
N **SPS 310 D**	2003507	Backup PSU Power network voltage: 95-230 VAC / 50Hz Maximum capacity: 6 modules 310 Series Includes alarm output for RCM 310 for 19 “rack	1
N **SPS 310 DR**	2003507-R	Backup PSU for Rack Power network voltage: 95-230 VAC / 50Hz Maximum capacity: 6 modules 310 Series Includes alarm output for RCM 310 for 19 “rack	1

SPS 310

Frames, Cabinets and Accessories for 310 and 300 series			
CHR 300	2003306	Frame for 6 modules*. For 19” rack	1
FRA 300	2003304	Frame for 7 modules. Wall mounting Dimensions: 530 x 275 x 17	1
ONA 2	2003206	Cabinet Dimensions: 600 x 380 x 210 Weight: 7 Kg	1

CHR 300

FRA 300

ONA 1 / ONA 2

N New

028. Modular Headends

Reference	Code	Description	Packaging
Programmer Unit			
PRO 201	2003123	Features: Protocol I2C Display 20x4 characters Connector DB-9, RJ45 Memory Card SD (format FAT16) Max. capacity: 2 GB Features: Upgradeable through SD & RS-232 Feeding (V): 12-14 Consumption (mA): 20	1

PRO 201

*** Power supply and injector needed**

IPTV Headends. 310 Series

IPS 310	2003510	DVB-S2 (8PSK, QPSK) --> IPTV Input level: -25 to -65 dBm LAN interface protocol: RJ-45 Ethernet 802.3 IP encapsulation and extraction: MPEG 2 / MPEG 4 over IP (ETSI EN 301 192) Protocol: SAP / SDP / IGMP V1, V2 Conditional access: No	1
IPS 310 CI	2003514	DVB-S2 (8PSK, QPSK) --> IPTV Input level: -25 to -65 dBm LAN interface protocol: RJ-45 Ethernet 802.3 IP encapsulation and extraction: MPEG 2 / MPEG 4 over IP (ETSI EN 301 192) Protocol: SAP / SDP / IGMP V1, V2 Conditional access: Yes, 2 slots	1
IPT 310	2003508	DVB-T (COFDM) --> IPTV Input level: 38 - 88 dBµV (174-230 / 470-862 MHz) LAN interface protocol: RJ-45 Ethernet 802.3 IP encapsulation and extraction: MPEG 2 / MPEG 4 over IP (ETSI EN 301 192) Protocol: SAP / SDP / IGMP V1, V2 Conditional access: No	1
IPT 310 CI	2003512	DVB-T (COFDM) --> IPTV Input level: 38 - 88 dBµV (174-230 / 470-862 MHz) LAN interface protocol: RJ-45 Ethernet 802.3 IP encapsulation and extraction: MPEG 2 / MPEG 4 over IP (ETSI EN 301 192) Protocol: SAP / SDP / IGMP V1, V2 Conditional access: Yes, 2 slots	1

IPS 310

IPS 310 CI

IPT 310

IPQ 310 CI

Reference	Code	Description	Packaging
Encoder A/V → IP			
N **ESIP**	2003515	IP single encoder. Format: Rack 19” Inputs 1 chanel A/V Stereo (Band Base CVBS) Output IP RJ45 (Ethernet 802.3) Encapsulation: MPEG-2 over IP Transport Stream (ETSI EN 301 192)	1
Ethernet Switch 24 ports			
SWI 2410	2220350	Ports: 24 Connection: 10/100/1000 Mbps Format: Rack 19” IGMP Snooping	1
Multiplexer / Scrambler			
N **PMX**	2003507	Multiplexador de 8 IP de 15 servicios Network interface: 2 x 1 Gb. Full duplex Protocol: VDP / RTP, TCP / IP, SAP, IGMP v1, v2	1
Streamers IP → DVB. Series 310			
N **TIQ 310**	3003574	Transmodulator IP-QAM	1
N **TIF 310**	3003572	Transmodulator IP-COFDM	1

ESIP

SWI 2410

PMX

TIQ 310

MAP Function

Before the 310 Series Headend became available, all the Headend systems in the market were programmed through small external programmers or keyboards included in the same modules. The information for the professional was brief, and the configuration of the devices had certain complexity since managing such comprehensive information in small alphanumeric displays was difficult. Once the programming was completed, and in a second phase, any adjustment of the Headend and its levels had to be made through a Field Strength Meter

Fte maximal set themselves a new challenge and created the **MAP (Meter Aided Programming) Function.** Through it, the Field Strength Meter of **mediaMAX EVO** and **media MAX MINI** can combine the programming of the modules and their adjustments into only one operation. A revolutionary communication protocol named DV BUS provides this dual functionality, and **optimizes the necessary time in the assembly and commissioning** of the headend systems.

Function Map PATENT PENDING

N New

030. Distribution Elements

Splitters 5-1000 MHz A-class, F Connection. TER Series

Reference	Code	Description	Packaging
TER 2	0970002	Nb. of outputs: 2 Attenuation Freq: TYP/MAX.: TYP/MAX: 5-300: 3,2 / 3,5 dB 300-606: 3,3 / 3,5 dB 606-1000: 3,5 / 3,8 dB Screening factor: > 100 dB	10/120
TER 3	0970003	Nb. of outputs: 3 Attenuation Freq: TYP/MAX.: TYP/MAX: 5-300: 5,4 / 5,9 dB 300-606: 5,5 / 6,0 dB 606-1000: 6,0 / 6,8 dB Screening factor: > 100 dB	10/120
TER 4	0970004	Nb. of outputs: 4 Attenuation Freq: TYP/MAX.: TYP/MAX: 5-300: 6,1 / 6,9 dB 300-606: 6,2 / 7,0 dB 606-1000: 7,0 / 7,8 dB Screening factor: > 100 dB	10/120
TER 6	0970006	Nb. of outputs: 6 Attenuation Freq: TYP/MAX.: TYP/MAX: 5-300: 9,3 / 10,3 dB 300-606: 9,5 / 10,5 dB 606-1000: 10,0 / 10,8 dB Screening factor: > 100 dB	5/60
TER 8	0970008	Nb. of outputs: 8 Attenuation Freq: TYP/MAX.: TYP/MAX: 5-300: 9,7 / 10,3 dB 300-606: 10,0 / 10,5 dB 606-1000: 10,5 / 10,7 dB Screening factor: > 100 dB	5/60

TER 2

TER 3

TER 4

TER 6

TER 8

2 and 4 way TAPs, 5-1000 MHz A-class, F Connection. TAP series

TAP 208*	0970208	Nb. of TAP Outputs: 2 TAP attenuation freq.: TYP/MAX: 5-300: 8,0 / 8,5 dB 300-606: 8,5 / 9,5 dB 606-1000: 8,5 / 9,5 dB Pass Attenuation Freq.: TYP/MAX: 5-300: 3,1 / 3,4 dB 300-606: 3,2 / 3,4 dB 606-1000: 3,5 / 3,7 dB Screening Factor: > 100 dB	10/120
TAP 212*	0970212	Nb. of TAP Outputs: 2 TAP attenuation freq.: TYP/MAX: 5-300: 12,0 / 12,5 dB 300-606: 12,5 / 12,9 dB 606-1000: 12,5 / 13,2 dB Pass Attenuation Freq.: TYP/MAX: 5-300: 1,8 / 2,0 dB 300-606: 1,8 / 2,0 dB 606-1000: 2,0 / 2,5 dB Screening Factor: > 100 dB	10/120
TAP 216*	0970216	Nb. of TAP Outputs: 2 TAP attenuation freq.: TYP/MAX: 5-300: 16,0 / 16,5 dB 300-606: 16,5 / 16,9 dB 606-1000: 16,5 / 17,2 dB Pass Attenuation Freq.: TYP/MAX: 5-300: 0,8 / 1,0 dB 300-606: 0,8 / 1,0 dB 606-1000: 1,0 / 1,5 dB Screening Factor: > 100 dB	10/120

TAP 208

*** Product to be discontinued**

Reference	Code	Description	Packaging

2 way TAPs, 5-1000 MHz A-class, F Connection. TAP series

TAP 220*	0970220	Nb. of TAP Outputs: 2 TAP attenuation freq.: TYP/MAX: 5-300: 20,0 / 20,5 dB 300-606: 20,5 / 20,9 dB 606-1000: 20,5 / 21,2 dB Pass Attenuation Freq.: TYP/MAX: 5-300: 0,6 / 0,8 dB 300-606: 0,7 / 0,8 dB - 606-1000: 1,0 / 1,2 dB Screening Factor: > 100 dB	10/120
TAP 224*	0970224	Nb. of TAP Outputs: 2 TAP attenuation freq.: TYP/MAX: 5-300: 24,0 / 25,5 dB 300-606: 24,5 / 25,9 dB 606-1000: 24,5 / 26,2 dB Pass Attenuation Freq.: TYP/MAX: 5-300: 0,6 / 0,8 dB 300-606: 0,7 / 0,8 dB - 606-1000: 1,0 / 1,2 dB Screening Factor: > 100 dB	10/120

TAP 220

*** Product to be discontinued**

4 way TAPs, 5-1000 MHz A-class, F Connection. TAP series

TAP 412*	0970412	Nb. of TAP Outputs: 4 TAP attenuation freq.: TYP/MAX: 5-300: 12,0 / 12,5 dB 300-606: 12,5 / 12,9 dB - 606-1000: 12,5 / 13,2 dB Pass Attenuation Freq.: TYP/MAX: 5-300: 2,8 / 3,0 dB 300-606: 2,8 / 3,2 dB - 606-1000: 3,0 / 3,5 dB Screening Factor: > 100 dB	10/120
TAP 416*	0970416	Nb. of TAP Outputs: 4 TAP attenuation freq.: TYP/MAX: 5-300: 16,0 / 16,5 dB 300-606: 16,5 / 16,9 dB 606-1000: 16,5 / 17,2 dB Pass Attenuation Freq.: TYP/MAX: 5-300: 1,4 / 1,6 dB 300-606: 1,4 / 1,6 dB - 606-1000: 1,6 / 1,9 dB Screening Factor: > 100 dB	10/120
TAP 420*	0970420	Nb. of TAP Outputs: 4 TAP attenuation freq.: TYP/MAX: 5-300: 20,0 / 21,0 dB 300-606: 20,5 / 21,0 dB 606-1000: 20,5 / 21,5 dB Pass Attenuation Freq.: TYP/MAX: 5-300: 0,8 / 0,9 dB 300-606: 0,8 / 0,9 dB - 606-1000: 1,0 / 1,3 dB Screening Factor: > 100 dB	10/120
TAP 424*	0970424	Nb. of TAP Outputs: 4 TAP attenuation freq.: TYP/MAX: 5-300: 24,0 / 25,5 dB 300-606: 24,5 / 25,5 dB 606-1000: 24,5 / 25,5 dB Pass Attenuation Freq.: TYP/MAX: 5-300: 0,8 / 0,9 dB 300-606: 0,8 / 0,9 dB - 606-1000: 1,0 / 1,2 dB Screening Factor: > 100 dB	10/120

TAP 412

*** Product to be discontinued**

Equalized Splitters 5-2400 MHz. EQ series

EQ 2	0990002	Nb. of outputs: 2 - Attenuation distribution Freq: TYP/MAX: 5-470: 3,2 / 3,5 dB - 470-862: 3,3 / 3,6 dB 950-2150: 3,7/ 4,0 dB Screening Factor: > 70 dB	10/100
EQ 3	0990003	Nb. of outputs: 3 - Attenuation distribution Freq: TYP/MAX: 5-470: 6,5 / 6,9 dB - 470-862: 7,0 / 7,5 dB 950-2150: 10,0/10,5 dB Screening Factor: > 70 dB	10/100
EQ 4	0990004	Nb. of outputs: 4 - Attenuation distribution Freq: TYP/MAX: 5-470: 2,5 / 8,7 dB - 470-862: 9,0 / 9,2 dB 950-2150: 10,5/11,0 dB Screening Factor: > 70 dB	10/100
EQ 5	0990005	Nb. of outputs: 5 - Attenuation distribution Freq: TYP/MAX: OUT 1,2 5-470: 8,5 / 9,0 - 470-862: 9,0 / 10,0 950-2150: 11,0 / 12,5 Freq: TYP/MAX: OUT 3, 4, 5 5-470: 10,5 / 12,0 470-862: 11,5 / 13,0 - 950-2150: 14,0 / 16,0 Screening Factor: > 70 dB	10/100
EQ BOX	0990500	Outdoor box	10/60

EQ 5

EQ BOX

032. Distribution Elements

Splitters 5-2400 MHz A Class, F connection. AS series

Reference	Code	Description	Packaging
AS 2	0980002	Nb. of outputs: 2 Attenuation distribution Freq: TYP/MAX: 5-470: 3,2 / 3,5 dB 470-862: 3,3 / 3,6 dB 950-2400: 3,7 / 4,0 dB Screening Factor: > 100 dB	10/120
AS 3	0980003	Nb. of outputs: 3 Attenuation distribution Freq: TYP/MAX: 5-470: 6,5 / 6,9 dB 470-862: 7,0 / 7,5 dB 950-2400: 10,0/10,5 dB Screening Factor: > 100 dB	10/120
AS 4	0980004	Nb. of outputs: 4 Attenuation distribution Freq: TYP/MAX: 5-470: 8,5 / 8,7 dB 470-862: 9,0 / 9,2 dB 950-2400: 10,5 / 11,0 dB Screening Factor: > 100 dB	10/120
AS 6	0980006	Nb. of outputs: 6 Attenuation distribution Freq: TYP/MAX: 5-470: 13,0 / 13,5 dB 470-862: 13,0 / 14,0 dB 950-2400: 16,0 / 17,0 dB Screening Factor: > 100 dB	5/60
AS 8	0980008	Nb. of outputs: 8 Attenuation distribution Freq: TYP/MAX: 5-470: 14,5 / 15,5 dB 470-862: 14,5 / 15,5 dB 950-2400: 17,5 / 18,5dB Screening Factor: > 100 dB	5/60
DCB	9002051	Voltage blocking F male / F female	10/100

AS 2

AS 3

AS 4

AS 6

AS 8

DCB

1 way TAPs, 5-2400 MHz A Class, F Connection AT. AT Series

AT 108	0980108	Nb. of TAP Outputs: 1 TAP attenuation freq.: TYP/MAX: 5-470: 8,0 / 9,0 dB 470-862: 8,5 / 9,0 dB 950-2400: 8,5 / 9,5 dB Pass Attenuation Freq.: TYP/MAX: 5-470: 1,8 / 2,0 dB 470-862: 1,8 / 2,2 dB 950-2400: 2,2 / 3,0 dB Screening Factor: > 100 dB	10/120
AT 110	0980110	Nb. of TAP Outputs: 1 TAP attenuation freq.: TYP/MAX: 5-470: 10,0 / 11,0 dB 470-862: 10,5 / 11,0 dB 950-2400: 10,5 /11,5 dB Pass Attenuation Freq.: TYP/MAX: 5-470: 1,5 / 1,7 dB 470-862: 1,5 / 1,8 dB 950-2400: 2,1 / 2,5 dB Screening Factor: > 100 dB	10/120

AT 108

Reference	Code	Description	Packaging
1 way TAPs, 5-2400 Mhz A Class, F Connection. AT Series			
AT 112	0980112	Nb. of TAP Outputs: 1 TAP attenuation freq.: TYP/MAX: 5-470: 12,0 / 13,0 dB 470-862: 12,5 / 13,0 dB 950-2400: 12,5 /13,5 dB Pass Attenuation Freq.: TYP/MAX: 5-470: 1,2 / 1,5 dB 470-862: 1,2 / 1,5 dB 950-2400: 1,5 / 1,9 dB Screening Factor: > 100 dB	10/120
AT 115	0980115	Nb. of TAP Outputs: 1 TAP attenuation freq.: TYP/MAX: 5-470: 15,0 / 16,0 dB 470-862: 15,5 / 16,0 dB 950-2400: 15,5 /16,5 dB Pass Attenuation Freq.: TYP/MAX: 5-470: 1,2 / 1,5 dB 470-862: 1,0 / 1,2 dB 950-2400: 1,3 / 1,6 dB Screening Factor: > 100 dB	10/120
AT 120	0980120	Nb. of TAP Outputs: 1 TAP attenuation freq.: TYP/MAX: 5-470: 20,0 / 21,5 dB 470-862: 20,5 / 21,5 dB 950-2400: 20,5 / 22,5 dB Pass Attenuation Freq.: TYP/MAX: 5-470: 0,8 / 1,0 dB 470-862: 0,8 / 1,0 dB 950-2400: 1,2 / 1,5 dB Screening Factor: > 100 dB	10/120
AT 125	0980125	Nb. of TAP Outputs: 1 TAP attenuation freq.: TYP/MAX: 5-470: 25,0 / 26,5 dB 470-862: 25,5 / 27,0 dB 950-2400: 25,5 / 27,5 dB Pass Attenuation Freq.: TYP/MAX: 5-470: 0,8 / 1,0 dB 470-862: 0,8 / 1,0 dB 950-2400: 1,2 / 1,5 dB Screening Factor: > 100 dB	10/120

AT 125

2 way TAPs, 5-2400 MHz A Class, F Connection. AT series

AT 210	0980210	Nb. of TAP Outputs: 2 TAP attenuation freq.: TYP/MAX: 5-470: 10,0 / 11,0 dB 470-862: 10,5 / 11,0dB 950-2400: 10,5 /11,5 dB Pass Attenuation Freq.: TYP/MAX: 5-470: 2,2 / 2,5 dB 470-862: 2,2 / 2,5 dB 950-2400: 2,8 / 3,5 dB Screening Factor: > 100 dB	10/120
AT 212	0980212	Nb. of TAP Outputs: 2 TAP attenuation freq.: TYP/MAX: 5-470: 12,0 / 13,0 dB 470-862: 12,5 / 13,0 dB 950-2400: 12,5 /13,5 dB Pass Attenuation Freq.: TYP/MAX: 5-470: 2,0 / 2,1 dB 470-862: 2,0 / 2,2 dB 950-2400: 2,5 / 3,0dB Screening Factor: > 100 dB	10/120



AT 210

034. Distribution Elements

2 way TAPs, 5-2400 MHz A Class, F Connection. AT series

Reference	Code	Description	Packaging
AT 215	0980215	Nb. of TAP Outputs: 2 TAP attenuation freq.: TYP/MAX: 5-470: 15,0 / 16,0 dB 470-862: 15,5 / 16,0 dB 950-2400: 15,5 / 16,5 dB Pass Attenuation Freq.: TYP/MAX: 5-470: 1,6 / 2,0 dB 470-862: 1,8 / 2,0 dB 950-2400: 2,0 / 2,3 dB Screening Factor: > 100 dB	10/120
AT 220	0980220	Nb. of TAP Outputs: 2 TAP attenuation freq.: TYP/MAX: 5-470: 20,0 / 21,0 dB 470-862: 20,5 / 21,0 dB 950-2400: 20,5 / 21,5 dB Pass Attenuation Freq.: TYP/MAX: 5-470: 1,0 / 1,5 dB 470-862: 1,0 / 1,6 dB 950-2400: 1,7 / 2,2 dB Screening Factor: > 100 dB	10/120
AT 225	0980225	Nb. of TAP Outputs: 2 TAP attenuation freq.: TYP/MAX: 5-470: 25,0 / 26,0 dB 470-862: 25,5 / 26,0 dB 950-2400: 25,5 / 26,5 dB Pass Attenuation Freq.: TYP/MAX: 5-470: 1,0 / 1,5 dB 470-862: 1,0 / 1,6 dB 950-2400: 1,7 / 2,2 dB Screening Factor: > 100 dB	10/120
AT 230	0980230	Nb. of TAP Outputs: 2 TAP attenuation freq.: TYP/MAX: 5-470: 30,0 / 31,0 dB 470-862: 30,5 / 31,0 dB 950-2400: 30,5/31,5 dB Pass Attenuation Freq.: TYP/MAX: 5-470: 1,0 / 1,4 dB 470-862: 1,0 / 1,4 dB 950-2400: 1,6 / 2,0 dB Screening Factor: > 100 dB	10/120

AT 225

4 way TAPs, 5-2400 MHz A Class, F Connection. AT series

AT 412	0980412	Nb. of TAP Outputs: 4 TAP attenuation freq.: TYP/MAX: 5-470: 12,0 / 13,0 dB 470-862: 12,5 / 13,0 dB 950-2400: 12,5 / 13,5 dB Pass Attenuation Freq.: TYP/MAX: 5-470: 3,8 / 4,1 dB 470-862: 4,0 / 4,5 dB 950-2400: 4,5/ 5,0 dB Screening Factor: > 100 dB	10/120
AT 415	0980415	Nb. of TAP Outputs: 4 TAP attenuation freq.: TYP/MAX: 5-470: 15,0 / 16,0 dB 470-862: 15,5 / 16,0 dB 950-2400: 15,5 / 16,5 dB Pass Attenuation Freq.: TYP/MAX: 5-470: 1,6 / 2,0 dB 470-862: 1,8 / 2,0 dB 950-2400: 2,0/ 2,5 dB Screening Factor: > 100 dB	10/120



AT 412

Reference	Code	Description	Packaging
4 way TAPs, 5-2400 MHz A Class, F Connection. AT series			
AT 420	0980420	Nb. of TAP Outputs: 4 TAP attenuation freq.: TYP/MAX: 5-470: 20,0 / 21,0 dB 470-862: 20,5 / 21,0 dB 950-2400: 20,5 / 21,5 dB Pass Attenuation Freq.: TYP/MAX: 5-470: 0,8 / 1,1 dB 470-862: 1,0 / 1,2 dB 950-2400: 1,2/1,5 dB Screening Factor: > 100 dB	10/120
AT 425	0980425	Nb. of TAP Outputs: 4 TAP attenuation freq.: TYP/MAX: 5-470: 25,0 / 26,0 dB 470-862: 25,5 / 26,5 dB 950-2400: 25,5 / 27,0 dB Pass Attenuation Freq.: TYP/MAX: 5-470: 0,7 / 1,0 dB 470-862: 1,0 / 1,2 dB 950-2400: 1,2/1,5 dB Screening Factor: > 100 dB	10/120
AT 430	0980430	Nb. of TAP Outputs: 4 TAP attenuation freq.: TYP/MAX: 5-470: 30,0 / 31,0 dB 470-862: 30,5 / 31,0 dB 950-2400: 31,5 / 32,5 dB Pass Attenuation Freq.: TYP/MAX: 5-470: 0,7 / 1,0 dB 470-862: 0,8 / 1,1 dB 950-2400: 1,0 / 1,3 dB Screening Factor: > 100 dB	10/120

AT 425

6 way TAPs, 5-2400 MHz A Class, F Connection. AT series			
AT 616	0980108	Nb. of TAP Outputs: 6 Return path: 5-30 / 5-65 MHz TAP attenuation freq.: TYP/MAX: 5-470: 16,0 / 17,0 dB 470-862: 16,5 / 17,0 dB 950-2150: 16,5 / 17,5 dB Pass Attenuation Freq.: TYP/MAX: 5-470: 5,0 / 6,0 dB 470-862: 5,2 / 6,0 dB 950-2400: 6,5 / 7,5 dB Screening Factor: > 100 dB	5/60
AT 620	0980620	Nb. of TAP Outputs: 6 TAP attenuation freq.: TYP/MAX: 5-470: 20,0 / 21,0 dB 470-862: 20,5 / 21,0 dB 950-2150: 20,5/21,5 dB Pass Attenuation Freq.: TYP/MAX: 5-470: 3,7 / 4,0 dB 470-862: 3,7 / 4,0 dB 950-2400: 4,5 / 5,2 dB Screening Factor: > 100 dB	5/60
AT 625	0980625	Nb. of TAP Outputs: 6 TAP attenuation freq.: TYP/MAX: 5-470: 25,0 / 31,0 dB 470-862: 25,5 / 31,0 dB 950-2150: 26,5 / 32,5 dB Pass Attenuation Freq.: TYP/MAX: 5-470: 3,2 / 3,7 dB 470-862: 3,3 / 3,8 dB 950-2400: 4,0 / 5,0 dB Screening Factor: > 100 dB	5/60

AT 620

036. Distribution Elements

8 way TAPs, 5-2400 MHz A-class, F Connection. AT Series

Reference	Code	Description	Packaging
AT 816	0980816	Nb. of TAP Outputs: 8 TAP attenuation freq.: TYP/MAX: 5-470: 16,0 / 17,0 dB 470-862: 16,5 / 17,0 dB 950-2150: 16,5 / 17,5 dB Pass Attenuation Freq.: TYP/MAX: 5-470: 5,0 / 6,0 dB 470-862: 5,2 / 6,0 dB 950-2400: 6,5 / 7,5 dB Screening Factor: > 100 dB	5/60
AT 820	0980820	Nb. of TAP Outputs: 8 TAP attenuation freq.: TYP/MAX: 5-470: 20,0 / 21,0 dB 470-862: 20,5 / 21,0 dB 950-2150: 20,5 / 21,5 dB Pass Attenuation Freq.: TYP/MAX: 5-470: 4,7 / 5,5 dB 470-862: 5,0 / 5,5 dB 950-2400: 5,5 / 6,3 dB Screening Factor: > 100 dB	5/60
AT 825	0980825	Nb. of TAP Outputs: 8 TAP attenuation freq.: TYP/MAX: 5-470: 25,0 / 31,0 dB 470-862: 25,5 / 31,0 dB 950-2150: 26,5 / 32,5 dB Pass Attenuation Freq.: TYP/MAX: 5-470: 3,2 / 3,7dB 470-862: 3,3 / 3,8 dB 950-2400: 4,0 / 5,0 dB Screening Factor: > 100 dB	5/60

AT 816

Splitters 5-2400 MHz, Fast connection. SF Series

SF 2	0960002	Return path: 5-30 / 5-65 MHz Nb. of outputs: 2 Attenuation: 5-862: 6,0 dB - 950-2400: 6,5 dB	10 / 100
SF 3	0960003	Return path: 5-30 / 5-65 MHz Nb. of outputs: 3 Attenuation: 5-862: 9,0 dB - 950-2400: 9,5 dB	10 / 100
SF 4	0960004	Return path: 5-30 / 5-65 MHz Nb. of outputs: 4 Attenuation: 5-862: 10,0 dB - 950-2400: 11,0 dB	10 / 100

SF 4

Reference	Code	Description	Packaging
2 way TAPs, 5-2400 MHz, Fast connection. SF series			
SF 212	0960212	Nb. of TAP Outputs: 2 TAP attenuation freq.: MAX: 5-862: 12,0 dB 950-2400: 12,0 dB Pass Attenuation Freq.: MAX: 5-862: 3,0 dB 950-2400: 4,0 dB	10 / 100
SF 216	0960216	Nb. of TAP Outputs: 2 TAP attenuation freq.: MAX: 5-862: 16,0 dB 950-2400: 16,0 dB Pass Attenuation Freq.: MAX: 5-862: 1,9 dB 950-2400: 2,3 dB	10 / 100
SF 220	0960220	Nb. of TAP Outputs: 2 TAP attenuation freq.: MAX: 5-862: 20,0 dB 950-2400: 20,0 dB Pass Attenuation Freq.: MAX: 5-862: 1,5 dB 950-2400: 2,0 dB	10 / 100
SF 224	0960224	Nb. of TAP Outputs: 2 TAP attenuation freq.: MAX: 5-862: 24,0 dB 950-2400: 24,0 dB Pass Attenuation Freq.: MAX: 5-862: 1,2 dB 950-2400: 1,6 dB	10 / 100

SF 220

4 way TAPs, 5-2400 MHz, Fast connection. SF series			
SF 412	0960412	Nb. of TAP Outputs: 4 TAP attenuation freq.: MAX: 5-862: 12,0 dB 950-2400: 12,0 dB Pass Attenuation Freq.: MAX: 5-862: 5,2 dB 950-2400: 6,0 dB	10 / 100
SF 416	0960416	Nb. of TAP Outputs: 4 TAP attenuation freq.: MAX: 5-862: 16,5 dB 950-2400: 17,0 dB Pass Attenuation Freq.: MAX: 5-862: 2,1 dB 950-2400: 3,0 dB	10 / 100
SF 420	0960420	Nb. of TAP Outputs: 4 TAP attenuation freq.: MAX: 5-862: 20,0 dB 950-2400: 21,0 dB Pass Attenuation Freq.: MAX: 5-862: 1,5 dB 950-2400: 2,1 dB	10 / 100
SF 424	0960424	Nb. of TAP Outputs: 4 TAP attenuation freq.: MAX: 5-862: 24,5 dB 950-2400: 25,0 dB Pass Attenuation Freq.: MAX: 5-862: 1,2 dB 950-2400: 1,9 dB	10 / 100

038. Distribution Elements

Inductive Outlets 5-1000 MHz with clamp. AO series

Reference	Code	Description	Packaging
AO 3*	0500003	Frequency: IN-TV: 5-75 / 120-1000 MHz IN-R: 87,5 - 108 MHz Attenuation: IN-TV: 4 dB - IN-R: 5 dB Installation Type: End Cascade	10/120
AO 9*	0500009	Frequency: IN-OUT: 5-1000 MHz IN-TV: 5-75 / 120-1000 MHz IN-R: 87,5 - 108 MHz Attenuation: IN-OUT: (5-300 MHz) 1,1dB (300-1000 MHz) 1,5 dB IN-TV: 10 dB IN-R: 12 dB OUT-TV: 26 dB OUT-R: 34 dB Installation Type: Cascade	10/120
AO 15*	0500015	Frequency: IN-OUT: 5-1000 MHz IN-TV: 5-75 / 120-1000 MHz IN-R: 87,5 - 108 MHz Attenuation: (5-300 MHz) 0,9 dB (300-1000 MHz) 1,0 dB IN-TV: 15,5 dB IN-R: 16,5 dB OUT-TV: 33 dB OUT-R: 39 dB Installation Type: Cascade	10/120
ATS 75	0500075	Frequency: IN-TV: 5-80 / 120-1000 MHz IN-R: 87-108 MHz Attenuation: IN-TV: < 1 dB - IN-R: < 2 dB Installation Type: Final (from TAP)	10/120

AO/ AOU

*** Product to be discontinued**

Inductive Outlets 5-2400 MHz with clamp. AO Universal series

AO 3U	0500003-U	Frequency: IN-TV: 5-2400 MHz - IN-R: 5-2400 MHz TAP Attenuation frequency: IN-TV: 5-300: 3,6 dB 300-862: 3,7 dB 950-2150: 6,2 dB IN-R: 5-300: 4,5 dB 300-862: 3,7 dB 950-2150: 6,6 dB Installation Type: End Cascade. Power Pass: R	10/120
AO 9U	0500009-U	Frequency: IN-OUT: 5-2400 MHz - IN-TV: 5-2400 MHz IN-R: 5-2400 MHz Pass Attenuation frequency: 5-300: 3 dB - 300-862: 3 dB - 950-2150: 3,2 dB TAP Attenuation frequency: IN-TV: 5-300: 9,5 dB 300-862: 9,0 dB 950-2150: 9,5 dB IN-R: 5-300: 10,4 dB 300-862: 10,2 dB 950-2150: 12,2 dB Installation Type: Cascade. Power Pass: R	10/120
AO 15U	0500015-U	Frequency: IN-OUT: 5-2400 MHz - IN-TV: 5-2400 MHz IN-R: 5-2400 MHz Pass Attenuation frequency: 5-300: 1,5 dB- 300-862: 1,8 dB- 950-2150: 2 dB TAP Attenuation frequency: IN-TV: 5-300: 14,6 dB 300-862: 14,0 dB 950-2150: 14,0 dB IN-R: 5-300: 14,8 dB 300-862: 14,5 dB 950-2150: 16,5 dB Installation Type: Cascade. Power Pass: R	10/120

AO/ AOU

Reference	Code	Description	Packaging
Inductive Outlets 5-2400 MHz with clamp. AO Universal series			
AO 19U	0500019-U	Frequency: IN-OUT: 5-2400 MHz IN-TV: 5-2400 MHz IN-R: 5-2400 MHz Pass Attenuation frequency: 5-300: 1,3 dB 300-862: 1,5 dB 950-2150: 2,0 dB TAP Attenuation frequency: IN-TV: 5-300: 18,5 dB 300-862: 18,0 dB 950-2150: 19,0 dB IN-R: 5-300: 18,7 dB 300-862: 18,8 dB 950-2150: 22,9 dB Installation Type: Cascade. Power Pass: R	10/120
AO 870	0500087	Frequency: INT-TV: 5-862 MHz IN-R: 950-2300 MHz TAP Attenuation frequency: IN-TV: 5-862: <2,0 dB IN-R: 950-2300: < 3,0 dB Installation Type: End (from TAP). Power Pass: R	10/120

Inductive Outlets 5-2400MHz A-class, Fast connection and 2 Connectors
AOF series

AOF 3U	0960103	Frequency: IN-TV: 5-2400 MHz (IEC connector) IN-R: 5-2400 MHz (F Connector) TAP Attenuation frequency: IN-TV: 5-300: 3,6 dB 300-862: 3,7 dB 950-2150: 6,2 dB IN-R: 5-300: 4,5 dB 300-862: 3,7 dB 950-2150: 6,6 dB Installation Type: End Cascade. Power Pass: R	10/120
AOF 9U	0960109	Frequency: IN-OUT: 5-2400 MHz IN-TV: 5-2400 MHz (IEC connector) IN-R: 5-2400 MHz (F Connector) Pass Attenuation frequency: 5-300: 3,0 dB 300-862: 3,0 dB 950-2150: 3,2 dB TAP Attenuation frequency: IN-TV: 5-300: 9,5 dB 300-862: 9,0 dB 950-2150: 9,5 dB IN-R: 5-300: 10,4 dB 300-862: 10,2 dB 950-2150: 12,2 dB Installation Type: Cascade. Power Pass: R	10/120
AOF 15U	0960115	Frequency: IN-OUT: 5-2400 MHz IN-TV: 5-2400 MHz (IEC connector) IN-R: 5-2400 MHz (F Connector) Pass Attenuation frequency: 5-300: 1,5 dB 300-862: 1,8 dB 950-2150: 2,0 dB TAP Attenuation frequency: IN-TV: 5-300: 14,6 dB 300-862: 14,0 dB 950-2150: 14,0 dB IN-R: 5-300: 14,8 dB 300-862: 14,5 dB 950-2150: 16,5 dB Installation Type: Cascade. Power Pass: R	10/120

AOF

040. Distribution Elements

Inductive Outlets 5-2400MHz A Class, Fast connection and 2 Connectors

AOF series

Reference	Code	Description	Packaging
AOF 870	0960187	Frequency: INT-TV: 5-862 MHz (IEC connector) IN-R: 950-2300 MHz (F Connector) TAP Attenuation frequency: IN-TV: 5-862: <2 dB IN-R: 950-2300: < 3 dB Installation Type: End (from TAP). Power Pass: R	10/120
AOF 870 C	0960188	Frequency: INT-TV: 5-862 MHz (IEC connector) IN-R: 950-2300 MHz (IEC connector) TAP Attenuation frequency: IN-TV: 5-862: <2 dB IN-R: 950-2300: < 3 dB Installation Type: End (from TAP). Power Pass: R	10/120

AOF 870



AOF 870 C

Inductive outlets 5-2400MHz A-class, Fast connection and 3 Connectors

AOF series

AOF 300	0961300	Frequency: IN-TV: 5-70 / 120-862 MHz IN-R: 87,5-108 MHz IN-SAT: 950-2300 MHz TAP Attenuation frequency: IN-TV: <3 dB IN-R: <2 dB IN-SAT: <2 dB Installation Type: End (from TAP). Power Pass: SAT	10/120
AOF 306	0961302	Frequency: IN-TV: 5-70/120-862 MHz IN-R: 87,5-108 MHz IN-SAT: 950-2300 MHz TAP Attenuation frequency: IN-TV: <6 dB IN-R: <6 dB IN-SAT: <6 dB Installation Type: End cascade. Power Pass: SAT	10/120
AOF 310	0961304	Frequency: IN-OUT: 5-2400 MHz IN-TV: 5-70/120-862 MHz IN-R: 87,5-108 MHz IN-SAT: 950-2300 MHz Pass Attenuation frequency: 5-300: 3,0 dB 300-862: 3,0 dB 950-2150: 3,2 dB TAP Attenuation frequency: IN-TV: <10 dB IN-R: <10 dB IN-SAT: <10 dB Installation Type: Cascade. Power Pass: SAT	10/120
AOF 314	0961306	Frequency: IN-OUT: 5-2400 MHz IN-TV: 5-70/120-862 MHz IN-R: 87,5-108 MHz IN-SAT: 950-2300 MHz Pass Attenuation frequency: 5-300: 1,5 dB 300-862: 1,8 dB 950-2150: 2.0 dB TAP Attenuation frequency: IN-TV: <14,0 dB IN-R: <14,0 dB IN-SAT: <14,0 dB Installation Type: Cascade. Power Pass: SAT	10/120

AOF 300

Reference	Code	Description	Packaging

Final Outlets 5-2400MHz, 3 and 4 Connectors AO. AO Series

AO 90 S	0500094	Frequency: IN-TV: 5,70 / 120-862 MHz IN-R: 87,5-108 MHz IN-SAT: 950-2300 MHz Attenuation IN - TV: < 3 dB IN-R: < 2 dB IN SAT < 2 dB Type of connectors: TV: IEC M / R: IEC H / SAT: F Power pass SAT	10/120
AO 100*	0500100	Frequency: IN1- TV: 70/175-862 MHz IN1- R: 87,5-108 MHz IN1- SAT1: 950-2300 MHz IN2- SAT2: 5-2300 MHz Attenuation IN1- TV: < 2 / IN1-R: < 1 / dB IN1 SAT1: < 2 / dB IN2 SAT2: < 1 dB Type of connectors: TV: IEC M / R: IEC H / SAT1: F / SAT2: F Power Pass: SAT 1 - SAT 2	1/100

AO 100

*** Includes cover**

Covers and accessories standards

MP 76-BL	9001076	Cover 2 Connectors white	30
ABV 91	0034128	Cover 3 Connectors white	30
APS 75	0504129-BL	Surface Accessory white	10

MP-76-BL

ABV-91

APS-75

Mixers/Unmixers SAT/TER for indoor

AM	0980000	Inputs: 2 / Outputs: 1 TER Frequency margin: 5-862 MHz SAT Frequency margin: 950-2400 MHz Insertion loss: TER: 1,5 dB / SAT: 2,0 dB Installation type: Indoor. Power Pass: SAT	1/10/120
AM 2	0980001	Inputs: 2 SAT + 1 TER / Outputs: 2 TER Frequency margin: 5-862 MHz SAT Frequency margin: 950-2400 MHz Insertion loss: TER: 4,5 dB / SAT: 2,0 dB Installation type: Indoor. Power Pass: SAT	1/10/120

AM

AM 2

042. Multiswitches

5 IN Stand-Alone Active Multiswitches.* SEM series

Ref.	SEM 56	SEM 58	SEM 512	SEM 516	SEM 524	SEM 532
Code	0930010	0930012	0930014	0930016	0930018	0930020
Nr. of TERR/SAT inputs	1/4					
Outputs	6	8	12	16	24	32
Terrestrial (Pasive)						
Terrestrial Switch	Pasive					
Frequency range	5-862 MHz					
Losses	20 ± 2 dB	21 ± 2 dB	23 ± 2 dB	24 ± 2 dB	30 ± 2 dB	
Terrestrial (Active)						
Terrestrial Switch	Active					
Frequency range	47-862 MHz				80-862 MHz	
Losses	0 ± 2 dB					1 ± 1 dB
Max. Output level	95 dB				90 dB	
Regulation	--				10 dB	
Return channel (Active)						
Terrestrial Switch	--				Actif	
Frequency range	--				5-65 MHz	
Losses	--				28 ± 2 dB	30 ± 2 dB
Satellite						
Frequency range	950-2400 MHz					
Losses	0 ± 2 dB					
Isolation H,V	>25 dB					>30 dB
Isolation SAT, SAT	>20 dB					
Máx. Output level	105 dBµV		95 dBµV			
Feeding, consumption	180-265V, 47-63Hz, 18W					
Generator 22kHz	Yes					
Max. Consumption	500mA					
Dimensions (mm)	350x115x80		400x115x80	450x125x80	540x125x80	
Weight (g)	860	880	1000	1150	1340	1380

***Without pass loses SAT/TER**

SEM 56

SEM 512

SEM 524

SEM 532

9 IN Stand-Alone Active Multiswitches.* SEM series

Reference	SEM 94 (N)	SEM 96	SEM 98	SEM 912	SEM 916	SEM 924	SEM 932
Code	0930021	0930022	0930024	0930026	0930028	0930030	0930032
Nr. of TERR/SAT inputs	1/8						
Outputs	4	6	8	12	16	24	32
Terrestrial							
Frequency margin	80-862 MHz						
Tap Losses	0 ± 2 dB						
Max. output level	95 dBµV			93 dBµV		90 dBµV	
Regulation	--						20 dB
Return Path							
Frequency margin	5-65 MHz						
Tap Losses	19 ± 2 dB	20 ± 2 dB		23 ± 2 dB	25 ± 2 dB	28 ± 2 dB	30 ± 2 dB
Satellite							
Frequency margin	950-2400 MHz						
Tap Losses	0 ± 2 dB						
Max. Output Level	105 dBµV						
H,V Isolation	>25 dB						
Isolation between outputs	>20 dB						
Current consumption receiver 13/18V	70 mA						
Feeding, consumption	Yes						
Generator 22 KHz	500 mA / 700 mA						
Max. Power LNC 12/18V	80x100x400			80x190x400		80x350x400	
Dimensions (mm)	1060	1070	1080	1600	1600	1650	1700

*Without pass loses SAT/TER

SEM 96

SEM 98

SEM 912

SEM 924

SEM 932

N New

044. Multiswitches

17 IN Stand-Alone Active Multiswitches.* SEM Series

Reference	SEM 178	SEM 1712	SEM 1716	SEM 1724	SEM 1732
Code	0930034	0930036	0930038	0930040	0930042
Nr. of TERR/SAT inputs	1/16				
Outputs	8	12	16	24	32
Terrestrial					
Frequency margin	80-862 MHz				
Losses	0 ± 2 dB				
Max. Output level	95 dB	93 dB		90 dB	89 dB
Regulation	20 dB				
Return path					
Frequency margin	5-65 MHz				
Losses	20 ± 2 dB	23 ± 2 dB	25 ± 2 dB	28 ± 2 dB	30 ± 2 dB
Satellite					
Frequency margin	950-2400 MHz				
Losses	0 ± 2 dB				
Max. Output level	105 dBµV				
Regulation	--		6 dB		
H,V Isolation	>25 dB				
Isolation between outputs	>40 dB				
Feeding	94-265V, 47-63Hz				
Max power LNC	600 mA / 13V; 1300 mA /18V				
Dimensions (mm)	540x110x80	540x190x80		540x350x80	

***Indicator of selected input / Without pass loses SAT/TER**

SEM 1712

SEM 1716

SEM 1732

5 IN Stand-Alone Passive Multiswitches.* OLS Series

Reference	OLS 56	OLS 58	OLS 512	OLS 516
Code	0930070	0930072	0930074	0930076
Nr. of TERR/SAT inputs	1/4			
Outputs	6	8	12	16
Terrestrial				
Frequency range	5-862 MHz			
Losses	20 ± 2 dB	21 ± 2 dB	23 ± 2 dB	24 ± 2 dB
Satellite				
Frequency range	950-2400 MHz			
Losses	0+/-2 dB			
Isolation H,V	>20 dB			
Isolation SAT, SAT	>20 dB			
Máx. Output level	105 dB		95 dB	
Feeding, consumption	180-265V, 47-63Hz, 18W			
Max. Consumption 18V	500mA			
Weight (g)	650	680	870	1120
Dimensions (mm)	305x115x80		400x115x80	

*Without pass loses SAT

OLS 56

9 IN Stand-Alone Passive Multiswitches.* OLS Series

Reference	OLS 96	OLS 98	OLS 912	OLS 916
Code	0930078	0930080	0930082	0930084
Nr. of TERR/SAT inputs	1/8			
Outputs	6	8	12	16
Terrestrial				
Frequency margin	5-862 MHz			
Losses	20 ± 2 dB		23 ± 2 dB	25 ± 2 dB
Satellite				
Frequency margin	950-2400 MHz			
Losses	0+/-2 dB			
Max. Output Level	105 dBµV			
H,V Isolation	>25 dB			
Isolation between outputs	>20 dB			
Feeding, consumption	180-265V, 47-63Hz, 18W			
Max. Power LNC 18V	700 mA			
Weight (g)	1070	1080	1600	
Dimensions (mm)	400x100x80		400x190x80	

*Without pass loses SAT

OLS 98

OLS 912

9 IN Cascade Multiswitches with PSU. KAD Series

Reference	KAD 98 K (N)	KAD 912 K (N)	KAD 916 K (N)	KAD 924 K (N)	KAD 932 K (N)
Code	0930122	0930124	0930126	0930160	0930156
Nr of TERR/SAT inputs	1/8				
Nr of TERR/SAT outputs	1/8				
Derivation output	8	12	16	24	32
Terrestrial (Active)					
Frequency range	80-862 MHz				
Derivation losses	4 ± 2 dB	6 ± 2 dB		0 ± 2 dB	
Pass losses	4-6 dB				
Regulation	20 dB				
Max. Output level (60dB IMR2)	79 dBµV		77 dBµV	73 dBµV	72 dBµV
Max. Output level (60dB IMR3)	92 dBµV		90 dBµV	85 dBµV	84 dBµV
Isolation SAT, TERR	>40 dB			--	
Return channel (Passive)					
Frequency range	5-65 MHz				
Derivation losses	28 dB		30 dB	31 dB	33 dB
Pass losses	4 dB			5 dB	
Satellite					
Frequency range	950-2400 MHz				
Derivation losses	1 ± 2 dB				
Pass losses	3-6 dB			5-8 dB	
Regulation (SAT. B)	10 dB				
Isolation H,V	>25 dB				
Isolation SAT, SAT	>40 dB				
Max. Output level (35dB IMR3)	102 dBµV				
Feeding, Consumption	180-265V, 47-63Hz, 33W				
Max. Current LNC (13/18Vdc)	500 mA /1200 mA				
Generator 22KHz	Yes				
Supply (13V). Terrestrial output	1200 mA				
Dimensions (mm)	400x190x80			400x350x80	
Weight (g)	1650	1700	1750	2520	2600

KAD 912K

KAD 916K

N New

9 IN Cascade Multiswitches without PSU. KAD Series

Reference	N KAD 94	N KAD 96	N KAD 98	N KAD 912	N KAD 916	N KAD 924	N KAD 932
Code	0930128	0930130	0930132	0930134	0930136	0930154	0930158
Nr of TERR/SAT inputs	1/8						
Nr of TERR/SAT outputs	1/8						
Derivation output	4	6	8	12	16	24	32
Terrestrial (Active)							
Frequency range	80-862 MHz						
Derivation losses (dB)	3 ± 2 dB	4 ± 2 dB	5 ± 2 dB		6 ± 2 dB	0 ± 2 dB	0 ± 2 dB
Pass losses	4-6 dB						
Regulation	20 dB						
Max.Output level (60dB IMR2)	82 dBµV			79 dBµV	77 dBµV	73 dBµV	72 dBµV
Max.Output level (60dB IMR3)	95 dBµV			92 dBµV	90 dBµV	85 dBµV	84 dBµV
Isolation SAT, TERR	>40 dB						
Current consumption via terrestrial trunk (13V)	200mA						
Return channel (Passive)							
Frequency range	5-65 MHz						
Derivation losses	27 dB			30 dB		31 dB	33 dB
Pass losses	4-6 dB			4 dB		5 dB	
Satellite							
Frequency range	950-2400 MHz						
Derivation losses	1 ± 2 dB						
Pass losses	2-4 dB		3-6 dB			4-7 dB	
Isolation H,V	>25 dB						
Isolation SAT, SAT	>40 dB						
Max.Output level (35dB IMR3)	102 dBµV						
Current consumption receiver (13/18Vdc)	40 mA / 70 mA						
Dimensions (mm)	240x100x80			240x190x80		240x350x80	
Weight (g)	800	820	830	1390	1400	2160	2240

KAD 96

KAD 912

N New

9 IN / OUT Line Amplifier. KAD Series

Reference	KAD 22 V (N)
Code	0930121
Nr of TERR/SAT inputs	1/8
Nr of TERR/SAT outputs	1/8
Terrestrial (Passive)	
Frequency range	5-862 MHz
Pass losses	3 ± 2 dB
Return path switchtable (Active)	
Frequency range	5-30 / 5-65 MHz
Gain	13 ± 2 dB
Regulation	20 d B
Max. Output level (60dB IMR3)	116 dBµV
Terrestrial (Active)	
Frequency range	47-862 / 80-862 MHz
Gain	19-22 dB
Regulation	20 dB
Equalisation	14 dB
Isolation SAT, TERR	>40 dB
Max. Output level (60dB IMR3)	112 dBµV
Satellite	
Frequency range	950-2400 MHz
Gain	18-22 dB
Regulation	6 dB
Equalisation	10 dB
Isolation SAT, SAT	>30 dB
Max. Output level (35dB IMR3)	112 dBµV
Consumption	180-265V, 50-60 Hz, 38 W
Supply (13V). Terrestrial output pass	1300 mA
Dimensions (mm)	330x115x65
Weight (g)	1100

KAD 22 V

N New

17 IN/OUT Cascade Active Multiswitches with PSU.* DK Series

Reference	DK 1716K	DK 1724K	DK 1732K
Code	0930048	0930046	0930044
Nr of TERR/SAT inputs	1/16		
Nr of TERR/SAT outputs	1/16		
Derivation output	16	24	32
Terrestrial (Passive)			
Terrestrial switch	Passive		
Frequency range	5-862 MHz		
Derivation losses	28 ± 2 dB	31 ± 2 dB	33 ± 2 dB
Terrestrial (Active)			
Terrestrial switch	Active		
Frequency range	80-862 MHz		
Derivation losses	0 ± 2 dB		
Pass losses	4 ± 1 dB	5 ± 1 dB	
Regulation	20 dB		
Max. Output level (60dB IMR3)	93 dBµV	90 dBµV	89 dBµV
Isolation SAT, TERR	>40 dB		
Isolation TERR, SAT	>40 dB		
Return channel (Passive)			
Terrestrial switch	Active		
Frequency range	5-65 MHz		
Derivation losses	28 ± 2 dB	31 ± 2 dB	33 ± 2 dB
Satellite			
Frequency range	950-2400 MHz		
Derivation losses	0 ± 2 dB		
Pass losses	4 ± 1 dB	6 ± 1 dB	
Regulation	6 dB		
Isolation H,V	>25 dB		
Isolation SAT, SAT	>40 dB		
Max. Output level (35dB IMR3)	105 dBµV		
Feeding, consumption	94-265V, 47-63Hz, 38W		
Max. Current LNC (13/18Vdc)	600 mA /1300 mA		
Supply (13V). Terrestrial output pass	1000 mA		
Dimensions (mm)	540x190x80	540x350x80	
Weight (g)	3310	3590	3670

*** Active / passive switch**

DK 1716 K

17 IN/OUT Cascade Active Multiswitches without PSU* DK Series

Reference	DK 1716	DK 1724	DK 1732
Code	0930054	0930052	0930050
Nr of TERR/SAT inputs	1/16		
Nr of TERR/SAT outputs	1/16		
Derivation output	16	24	32
Terrestrial (Passive)			
Terrestrial switch	Passive		
Frequency range	5-862 MHz		
Derivation losses	28 ± 2 dB	31 ± 2 dB	33 ± 2 dB
Consumption terrestrial output 13V	50mA		
Terrestrial (Active)			
Terrestrial switch	Active		
Frequency range	80-862 MHz		
Derivation losses	0 ± 2 dB		
Pass losses	4 ± 1 dB	5 ± 1 dB	
Regulation	20 dB		
Max. Output level (60dB IMR3)	93 dBµV	90 dBµV	89 dBµV
Isolation SAT, TERR	>40 dB		
Isolation TERR, SAT	>40 dB		
Consumption terrestrial output 13V	300mA		
Return channel (Passive)			
Terrestrial switch	Active		
Frequency range	5-65 MHz		
Derivation losses	28 ± 2 dB	31 ± 2 dB	33 ± 2 dB
Satellite			
Frequency range	950-2400 MHz		
Derivation losses	0 ± 2 dB		
Pass losses	4 ± 2 dB	5 ± 2 dB	6 ± 2 dB
Isolation H,V	>25 dB		
Isolation SAT, SAT	>40 dB		
Máx. output level (35dB IMR3)	105 dBµV		
Current consumption receiver (13/18Vdc)	100 mA		
Dimensions (mm)	380x190x80	380x350x80	
Weight (g)	2780	3220	3300

*** Switch active / passive**

DK 1716

17 IN/OUT Line Amplifier for cascade systems. DK Series

Reference	DK 17 V
Code	0930056
Nr of TERR/SAT inputs	1/16
Nr of TERR/SAT outputs	1/16
Terrestrial (Passive)	
Frequency range	5-862 MHz
Gain	3 ± 2 dB
Terrestrial (Active)	
Frequency range	47-862 / 80-862 MHz
Gain	20 ± 2 dB
Regulation	20 dB
Tilt	14 dB
Máx. Output level (60dB IMR3)	114 dBµV
Isolation SAT, TERR	>40 dB
Isolation TERR, SAT	>40 dB
Return channel (Active)	
Frequency range	5-30 / 6-65 MHz
Gain	13 dB ± 2 dB
Regulation	20 dB
Máx. Output level (60dB IMR3)	114 dBµV
Satellite	
Frequency range	950-2400 MHz
Gain	20 ± 2 dB
Regulation	6 dB
Tilt	10 dB
Isolation SAT, SAT	>30 dB
Máx. output level (35dB IMR3)	112 dBµV
Feeding, consumption	94-265V, 47-63Hz, 38W
Supply (13V). Terrestrial output pass	1000 mA
Dimensions (mm)	540x110x80
Weight (g)	1560

DK 17 V

9 IN/OUT Cascade Multiswitches with PSU. OLY Series

Reference	N OLY 94 K	N OLY 96 K	N OLY 98 K	N OLY 912 K	N OLY 916 K
Code	0930100	0930102	0930104	0930106	0930108
Nr of TERR/SAT inputs	1/8				
Nr of TERR/SAT outputs	1/8				
Derivation outputs	4	6	8	12	16
Terrestrial (Passive)					
Frequency range	5-862 MHz				
Derivation losses	21 ± 2 dB	22 ± 2 dB	23 ± 2 dB	25 ± 2 dB	
Pass losses	4-6 dB				
Isolation SAT, TERR	>40 dB				
Isolation REC, REC	>25 dB				
Satellite					
Frequency range	950-2400 MHz				
Derivation losses	6 ± 2 dB				
Pass losses	2-4 dB			2-6 dB	3-6 dB
Isolation H,V	>25 dB				
Isolation SAT, SAT	>40 dB				
Max. Output level (35dB IMR3)	102 dBµV				
Feeding, Consumption	180-265V, 47-63Hz, 18 W				
Max. Current LNC (12/18Vdc)	350 mA /700 mA				
Current consumption receiver (13/18Vdc)	50 mA /70 mA				
Dimensions (mm)	400x100x80			400x190x80	
Weight (g)	1070	1085	1100	1600	1620

OLY 912K

OLY 916K

N New

9 IN/OUT Cascade Multiswitches with PSU. OLY Series

Reference	OLY 94 (N)	OLY 96 (N)	OLY 98 (N)	OLY 912 (N)	OLY 916 (N)
Code	0930110	0930112	0930114	0930116	0930118
Nr of TERR/SAT inputs	1/8				
Nr of TERR/SAT outputs	1/8				
Derivation outputs	4	6	8	12	16
Terrestrial (Passive)					
Frequency range	5-862 MHz				
Derivation losses	21 dB ± 2 dB	22 dB ± 2 dB	23 dB ± 2 dB	24 dB ± 2 dB	25 dB ± 2 dB
Pass losses	4 dB	5 dB		6 dB	7 dB
Isolation SAT, TERR	>40 dB				
Isolation REC, REC	>25 dB				
Satellite					
Frequency range	950-2400 MHz				
Derivation losses	6 ± 2 dB				
Pass losses	2-3 dB	2-4 dB		2-6 dB	
Isolation H,V	>25 dB				
Isolation SAT, SAT	>40 dB				
Max. Output level (35dB IMR3)	102 dBµV				
Current consumption receiver (13/18Vdc)	50 mA /70 mA				
Dimensions (mm)	280x110x80			280x190x80	
Weight (g)	780	820	860	1380	1390

OLY 912

OLY 916

9 IN/OUT Amplifiers for Cascade Systems. OLY Series

Reference	OLY 9V (N)
Code	0930120
Nr of TERR/SAT inputs	1/8
Nr of TERR/SAT outputs	1/8
Terrestrial (Active)	
Frequency range	47-862 MHz
Gain	19-22 dB
Max. Output level (60dB IMR2)	104 dBµV
Max. Output level (60dB IMR3)	112 dBµV
Satellite	
Frequency range	950-2400 MHz
Gain	18-22 dB
Max. Output level (35dB IMR3)	110 dBµV
Consumption	180-265V, 47-63Hz, 9 W
Dimensions (mm)	330x115x65
Weight (g)	1100

OLY 9V

N New

17 IN/OUT Cascade Multiswitches with PSU. OLY Series

Reference	N OLY 178 K	N OLY 1712 K	N OLY 1716 K
Code	0930138	0930140	0930142
Nr of TERR/SAT inputs	1/16		
Nr of TERR/SAT outputs	1/16		
Derivation outputs	8	12	16
Terrestrial (Passive)			
Frequency range	5-862 MHz		
Derivation losses	25 ± 2 dB	27 ± 2 dB	28 ± 2 dB
Pass losses	3-5	4-6	4-6
Isolation SAT, TERR	> 40 dB		
Satellite			
Frequency range	950-2400 MHz		
Derivation gain	0-5 dB		
Pass losses	1-3 dB	2-4 dB	
Isolation H,V	>25 dB		
Isolation SAT, SAT	>40 dB		
Max. Output level (35dB IMR3)	100 dBµV		
Feeding, Consumption	180-265 V, 47-63 Hz, 26 W		
Max. Current LNC (18Vdc)	1200 mA		
Current consumption receiver (13/18Vdc)	100 mA		
Dimensions (mm)	540x110x800	540x190x80	
Dimensions (g)	2100	2950	3050

OLY 1716K

N New

17 IN/OUT Cascade Multiswitches without PSU. OLY Series

Reference	N OLY 178	N OLY 1712	N OLY 1716	N OLY 1724	N OLY 1732
Code	0930144	0930146	0930148	0930150	0930152
Nr of TERR/SAT inputs	1/16				
Nr of TERR/SAT outputs	1/16				
Derivation output	8	12	16	24	32
Terrestrial (Passive)					
Frequency range	5-862 MHz				
Derivation losses	25 ± 2 dB	27 ± 2 dB	28 ± 2 dB	31 ± 2 dB	33 ± 2 dB
Pass losses	3-5 dB	4-6 dB			
Isolation SAT, TERR	>40 dB				
Satellite					
Frequency range	950-2400 MHz				
Derivation gain	0-5 dB			1 ± 2 dB	
Pass losses	1-3 dB	2-4 dB		5-8 dB	
Isolation H,V	>25 dB				
Isolation SAT, SAT	>40 dB				
Máx. output level (35dB IMR3)	100 dBµV				
Alimentation depuis le récepteur 13V/18V	100 mA				
Dimensions (mm)	380x110x80	380x190x80		380x350x80	
Weight (g)	1760	2650	2750	3220	3300
P.V.P.	**465,00**	**716,00**	**810,00**	**1.557,00**	**1.835,00**

OLY 1712

N New

056. Multiswitches

5 IN/OUT Cascade Multiswitches 4 TAP outputs. NCS series

Reference	Code	Description	Emballage	P.V.P.
NCS 545-24	0919545-24	Inputs: 4 SAT + 1 TER Nb. of TAP Outputs (5-2200 MHz): 4 Pass Attenuation frequency TER/SAT: 2 dB (typ) TAP Attenuation TER/SAT: 24 dB (typ)	1/6	**45,00**
NCS 545-19	0919545-19	Inputs: 4 SAT + 1 TER Nb. of TAP Outputs (5-2200 MHz): 4 Pass Attenuation frequency TER/SAT: 2 dB (typ) TAP Attenuation TER/SAT: 19 dB (typ)	1/6	**45,00**
NCS 545-14	0919545-14	Inputs: 4 SAT + 1 TER Nb. of TAP Outputs (5-2200 MHz): 4 Pass Attenuation frequency TER/SAT: 4/2 dB (typ) TAP Attenuation TER/SAT: 14 dB (typ)	1/6	**45,00**
NCS 545-10	0919545-10	Inputs: 4 SAT + 1 TER Nb. of TAP Outputs (5-2200 MHz): 4 Pass Attenuation frequency TER/SAT: 6/2 dB (typ) TAP Attenuation TER/SAT: 10 dB (typ)	1/6	**45,00**

NCS 545 + CS 21

5 IN/OUT Cascadeable Multiswitches 6 TAP outputs. NCS series

NCS 565-26	0919565-26	Inputs: 4 SAT + 1 TER / Nb. of TAP Outputs (5-2200 MHz): 6 Pass Attenuation frequency TER/SAT: 4/3 dB (typ) TAP Attenuation TER/SAT: 26 dB (typ)	1/6	**59,45**
NCS 565-21	0919565-21	Inputs: 4 SAT + 1 TER / Nb. of TAP Outputs (5-2200 MHz): 6 Pass Attenuation frequency TER/SAT: 5/3 dB (typ) TAP Attenuation TER/SAT: 21 dB (typ)	1/6	**59,45**
NCS 565-16	0919565-16	Inputs: 4 SAT + 1 TER / Nb. of TAP Outputs (5-2200 MHz): 6 Pass Attenuation frequency TER/SAT: 6/3 dB (typ) TAP Attenuation TER/SAT: 16 dB (typ)	1/6	**59,45**



NCS 565

Reference	Code	Description	Emballage	P.V.P.

Multiswitches to extend up to 8 and 12 polarities cascadeable. CS series

CS 21	0909021	Inputs: 2 (SAT + TV) 5-2250 MHz / Outputs: 1 (SAT + TV) Pass Attenuation TER/SAT: < 2 Switching System: DiSEqC 1.0	1/4	**17,90**
CS 31	0909034	Inputs: 3 (SAT + TV) 5-2250 MHz / Outputs: 1 (SAT + TV) Pass Attenuation TER/SAT: < 4 / < 2 Switching System: DiSEqC 1.0	1/4	**21,90**
DSC	0702234	Convertisseur de signaux DiSEqC	1	**65,00**

CS 21

CS 31

Amplifiers for cascadeable multiswitches NCS and line amplifiers

SAT 440	0909440	Inputs: 4 SAT / Outputs: 4 SAT Gain SAT: 38 dB Feeding: 230 / 50 Hz Max. Output Level SAT SAT: 118 dBµV	1	**369,00**
CSA 55	0909455	Inputs: 4 SAT + 1 TER / Outputs: 4 SAT + 1 TER Gain SAT: 950 MHz - 14 dB / 2150 MHz - 22 dB Gain TER: 47 MHz - 16 dB / 862 MHz - 20 dB Feeding: Externa o teleFeeding Max. Output Level SAT: 105 dBµV Max. Output Level TER: 105 dBµV	1/10/40	**59,00**
PS 15-900	9001109	Power supply for CSA 55. 15 VDC 900 mA	1/10/40	**23,00**

SAT 440

CSA 55

PS 15-900

Ground connection point. GC series

GC 5	0910005	Ground Connection for 5 cables	1	**12,60**
GC 9	0910009	Ground Connection for 9 cables	1	**16,50**

GC 5

058. Multiswitches

Unicable multiswitches (SatCR). UCS series

Reference	Code	Description	Packaging	P.V.P.
N **UCS 524K**	0930162	Inputs: 4 SAT + 1 TER Outputs: 4 SAT + 1 TER / User outputs: 2x4 **Band frequencies:** 5-862 MHz Pass loss: 2-5 dB Loss derivation: 6 ± 2 dB **Band frequencies:** 950-2400 MHz Pass loss: 3-5 dB	1	**445,00**
UCS 518K	0930058	Inputs: 4 SAT + 1 TER Outputs: 4 SAT + 1 TER / User outputs: 1x8 **Band frequencies:** 5-862 MHz Pass loss: 2-5 dB Loss derivation: 6 ± 2 dB **Band frequencies:** 950-2400 MHz Pass loss: 3-5 dB Loss derivation: 6 ± 2 dB	1	**425,00**
UCS 518	0930060	Inputs: 4 SAT + 1 TER Outputs: 4 SAT + 1 TER / User outputs: 1x8 **Band frequencies:** 5-862 MHz Pass loss: 2-5 dB Loss derivation: 6 ± 2 dB **Band frequencies:** 950-2400 MHz Pass loss: 3-5 dB	1	**375,00**
UCS 514	0930062	Inputs: 4 SAT + 1 TER Outputs: 4 SAT + 1 TER / User outputs: 1x4 **Band frequencies:** 5-862 MHz Pass loss: 2-5 dB Loss derivation: 6 ± 2 dB **Band frequencies:** 950-2400 MHz Pass loss: 3-5 dB	1	**265,00**
N **UCS 924K**	0930168	Inputs: 8 SAT + 1 TER Outputs: 8 SAT + 1 TER / User outputs: 2x4 **Band frequencies:** 5-862 MHz Pass loss: 2-5 dB Loss derivation: 6 ± 2 dB **Band frequencies:** 950-2400 MHz Pass loss: 2-5 dB	1	**550,00**
UCS 918K	0930064	Inputs: 8 SAT + 1 TER Outputs: 8 SAT + 1 TER/ User outputs: 1x8 **Band frequencies:** 5-862 MHz Pass loss: 2-5 dB Loss derivation: 6 ± 2 dB **Band frequencies:** 950-2400 MHz Pass loss: 2-5 dB Loss derivation: 6 ± 2 dB	1	**530,00**
UCS 918	0930066	Inputs: 8 SAT + 1 TER Outputs: 8 SAT + 1 TER/ User outputs: 1x8 **Band frequencies:** 5-862 MHz Pass loss: 2-5 dB Loss derivation: 6 ± 2 dB **Band frequencies:** 950-2400 MHz Pass loss: 2-5 dB	1	**480,00**
UCS 914	0930068	Inputs: 8 SAT + 1 TER Outputs: 8 SAT + 1 TER/ User outputs: 1x4 **Band frequencies:** 5-862 MHz Pass loss: 2-5 dB Loss derivation: 6 ± 2 dB **Band frequencies:** 950-2400 MHz Pass loss: 2-5 dB	1	**360,00**

UCS 518K

Calculation Software for Multiswitched installations*. SIS 1.1.0

SIS 1.1.0		Installation Assistant for Stand-alone and cascadeable topologies editable parameters easy to use budget calculations installation schemes.	--

***Download you DEMO version from www.ftemaximal.com**

N New

Reference	Code	Description	Packaging
Coaxial cables 5 mm			
K 121 W	0703400	Sheath: PVC white (5,0 mm) - Inner Conductor: 0,8 CCS Attenuation: 22,3 dB (862 MHz) / 36,4 dB (2150 MHz) Screening Factor (30-900 MHz): > 85 dB (96 braiding) Presentation: 100 m / Cardboard Reel	4/280
K 121 W3	0703401	Sheath: PVC white (5,0 mm) - Inner Conductor: 0,8 CCS Attenuation: 22,3 dB (862 MHz) / 36,4 dB (2150 MHz) Screening Factor (30-900 MHz): > 85 dB (96 braiding) Presentation: 300 m / PVC Reel	1/27
N **K 121 Cu**	0703438	Sheath: PVC white (5,0 mm) - Inner Conductor: 0,8 Cu Attenuation: 22,3 dB (862 MHz) / 36,4 dB (2150 MHz) Screening Factor (30-900 MHz): > 85 dB (128 braiding) Presentation: 100 m / Cardboard Reel	4/280



K 121 W - K121 W3



K 121 Cu

Reference	Code	Description	Packaging
Coaxial cables RG-6. Full cooper			
K 125	0703100	Sheath: PVC white (6,8 mm) - Inner Conductor: 1,0 Cu Attenuation: 18,2 dB (862 MHz) / 29,9 dB (2150 MHz) Screening Factor (30-900 MHz): > 75 dB (48 braiding) Presentation: 100 m / PVC Reel	4/120
K 125+	0703111	Sheath: PVC white (6,8 mm) - Inner Conductor: 1,13 Cu Attenuation: 16,2 dB (862 MHz) / 27,9 dB (2150 MHz) Screening Factor (30-900 MHz): > 75 dB (48 braiding) Presentation: 100 m / PVC Reel	4/120



K 125



K 125 +

Reference	Code	Description	Packaging
Coaxial cables RG-6			
K 200 E	0703121	Sheath: PVC white (6,8 mm) - Inner Conductor: 1,0 CCS Attenuation: 18,8 dB (862 MHz) / 30,9 dB (2150 MHz) Screening Factor (30-900 MHz): > 70 dB (48 braiding) Presentation: 100 m / Cardboard box	1/48
K 200 3E	0703121-3	Sheath: PVC white (6,8 mm) - Inner Conductor: 1,0 CCS Attenuation: 18,8 dB (862 MHz) / 30,9 dB (2150 MHz) Screening Factor (30-900 MHz): > 70 dB (48 braiding) Presentation: 300 m / Wooden Drum	1/48
K 290 W	0703408	Sheath: PVC white (6,8 mm) - Inner Conductor: 1,13 CCS Attenuation: 16,2 dB (862 MHz) / 28,2 dB (2150 MHz) Screening Factor (30-900 MHz): > 90 dB (128 braiding) Presentation: 100 m / Cardboard Box	4/144
K 290 W3	0703410	Sheath: PVC white (6,8 mm) - Inner Conductor: 1,13 CCS Attenuation: 16,2 dB (862 MHz) / 28,2 dB (2150 MHz) Screening Factor (30-900 MHz): > 90 dB (128 braiding) Presentation: 300 m / Wooden Drum	1/48
N **K 290 W Cu**	0703440	Sheath: PVC white (6,8 mm) - Inner Conductor: 1,13 Cu Attenuation: 16,2 dB (862 MHz) / 28,2 dB (2150 MHz) Screening Factor (30-900 MHz): > 90 dB (128 braiding) Presentation: 100 m / Cardboard Box	
N **K 290 W Cu LSZH**	0703442	Sheath: Free of halogen (LSZH) white (6,8 mm) Inner Conductor: 1,13 Cu Attenuation: 16,2 dB (862 MHz) / 28,2 dB (2150 MHz) Screening Factor (30-900 MHz): > 90 dB (128 braiding) Presentation: 100 m / Cardboard Box	



K 200 E



K 290 W



K 290 W Cu



K 290 W Cu LSZH

N New

060. Coaxial cables

Coloured coaxial cables RG-6

Reference	Code	Description	Packaging
N **K 290 B**	0703409	Sheath: PE black (6,8 mm) - Inner Conductor: 1,13 CCS Attenuation: 16,2 dB (862 MHz) / 28,2 dB (2150 MHz) Screening Factor (30-900 MHz): > 90 dB (128 braiding) Presentation: 100 m / Carboard reel	4/144
K 290 BR	0703413	Sheath: PVC brown (6,8 mm) - Inner Conductor: 1,13 CCS Attenuation: 16,2 dB (862 MHz) / 28,2 dB (2150 MHz) Screening Factor (30-900 MHz): > 90 dB (128 braiding) Presentation: 100 m / Carboard reel	4/144
K 290 BE	0703415	Sheath: PVC beige (6,8 mm) - Inner Conductor: 1,13 CCS Attenuation: 16,2 dB (862 MHz) / 28,2 dB (2150 MHz) Screening Factor (30-900 MHz): > 90 dB (128 braiding) Presentation: 100 m / Carboard reel	4/144
K 290 LG	0703417	Sheath: PVC light grey (6,8 mm) - Inner Conductor: 1,13 CCS Attenuation: 16,2 dB (862 MHz) / 28,2 dB (2150 MHz) Screening Factor (30-900 MHz): > 90 dB (128 braiding) Presentation: 100 m / Carboard reel	4/144
K 290 DG	0703419	Sheath: PVC dark grey (6,8 mm) - Inner Conductor: 1,13 CCS Attenuation: 16,2 dB (862 MHz) / 28,2 dB (2150 MHz) Screening Factor (30-900 MHz): > 90 dB (128 braiding) Presentation: 100 m / Carboard reel	4/144



K 290 B

Coaxial cables RG-6 (high screening factor)

K 300 W	0703420	Sheath: PVC white (6,8 mm) - Inner Conductor: 1,13 Cu Attenuation: 16,2 dB (862 MHz) / 28,2 dB (2150 MHz) Screening Factor (30-900 MHz): > 100 dB (168 braiding) Presentation: 100 m / Carboard reel	4/144
K 300 W3	0703422	Sheath: PVC white (6,8 mm) - Inner Conductor: 1,13 Cu Attenuation: 16,2 dB (862 MHz) / 28,2 dB (2150 MHz) Screening Factor (30-900 MHz): > 100 dB (168 braiding) Presentation: 300 m / Wooden Drum	1/48



K 300 W

Coaxial cables RG-11

K 403 B3	0703424	Sheath: PE black (10,3 mm) - Inner Conductor: 1,63 CCS Attenuation: 12,3 dB (862 MHz) / 20,7 dB (2150 MHz) Screening Factor (30-900 MHz): > 90 dB (128 braiding) Presentation: 300 m / Woorder Drum	1/24



K 403 B3

N New

Reference	Code	Description	Packaging

IEC Connectors 9,5 mm

FST-G	9001020-G	Connector 9,5 male shielded bent grey	10/100
FBV-G	9001021-G	Connector 9,5 female shielded bent grey	10/100

FST-G

FBV-G

Pluggable Splitters IEC Connector

VE 1	9001007	Splitter female / male/male shielded IEC 9,5 mm	20
VE 2	9001008	Splitter male / female/female shielded IEC 9,5 mm	20

VE 1

VE 2

Loads 75 Ohm

RC	9002038	Closing Load 75 Ohm	100
AW 75 F	0703018	Load Type F 75 Ohm	25
AW 75 F CATV	0703020	Load Type F for CATV 75 Ohm (High Quality)	10
FCF	0605590	Load Type F 75 Ohm isolated	25

RC

AW 75 F

AW 75 F CATV

FCF

F Screwed Connectors

CF 121	9001023	F Connector K-121	25
CF 125	0703016	F Connector K-125 and K2xx series	25
CF 47	0703013	F Connector for K-300	25
CF 43	9001028	F Connector for K-403	25
PCI	0703010	Water proof Protector *	10/80

*** For CF 121 / CF 125 / CF 47**

CF 121

CF 125

CF 47

CF 43

PCI

F Connectors to Crimp

F 37	0033017	F Connector to crimp for cable K-21	25
F 48	0033030	F Connector to crimp for cable K-125, K-2xx series and K-300	25
F 73	0033020	F Connector to crimp for cable K-403	10
PCI	0703010	Water proof Protector*	10/80

***For F 37 / F 48**

F 37

F 48

F 73

PCI

062. Connectors and adaptors

Reference	Code	Description	Packaging
Quick F Connectors			
CFR 125	0703017	Screwed F Connector for cables K 125 and K 2xx series	25
FR 48	0033030-R	F Connector to crimp for cables K 125 and K 2xx series	10
F Connectors to crimp Water Proof			
F 73 WP	0033021	F Connector to crimp for cable K-403	10
F 48 WP	0033031	F Connector to crimp for cable K-2xx series	10
F Connectors High Quality for K 121 series			
N **FHQ - T5**	0703044	Screwed F connector	50
N **FHQ - C5**	0703042	F connector to crimp	50
F Connectors High Quality for K 200 series			
FHQ - T	0703025	Screwed F Connector	30
FHQ - C	0703026	F Connector to crimp	50
Compression F Connector			
CFC 58	0703032	Compression F Connector K-121 series	25
CFC 6	0703030	Compression F Connector K-125, k-2xx series and K-300	25
CFC 11	0703034	Compression F Connector K-403	15
Tools for Cables			
CZ 57	0033001	Tool to crimp	1
CZ 57 WP	0033003	Tool to crimp WP	1
HC 3*	0033004	Tool to mount CFC 6 and CFC 58	1
HC 5	0033006	Tool to mount CFC 6 and CFC 58	1
HC 11	0033007	Tool to mount CFC 11 connectors	1

CFR 125

FR 48

F 73 WP

F 48 WP

FHQ-T

FHQ-C

CFC 58

CFC 6

CFC 11

CZ 57 - CZ 57 WP

HC 5

HC11

*Product to be discontinued

N New

Reference	Code	Description	Packaging

Cable Peeler

HC-2	0033002	Coaxial Cable Peeler 5/7,5mm	1

HC-2

IEC 9,5 mm Adapters

AMM	9001036	Adapter IEC male/male	25
AHH	9001037	Adapter IEC female/female	25

AMM

AHH

F Adapters

FST-IEC/ST	0034081	Adapter F male/9,5 male	25
FST-IEC/BU	0034083	Adapter F male/9,5 female	25
FBU-FBU	0703007	Adapter F female/F female	25
FST-FST	0703021	Adapter F male/F male	25
FST-FBU	0703024	Adapter F male/ F female bent	25
FBU-BST	0703008	Adapter F female /BNC female	25
FBU-FSTQ	0703110	Adapter Quick F male/F female	25
FBU-FBU CATV	0703005	Adapter F female/F female CATV (High Quality)	25
IEC/ST-FBU	0902022	Adapter F female/9,5 male	25
IEC/BU-FBU	0902016	Adapter F female/9,5 female	25

FST-IEC/ST

FST-IEC/BU

FBU-FBU

FST-FST

FST-FBU

FBU-BST

FBU-FSTQ

FBU-FBU CATV

IEC/ST-FBU

IEC/BU-FBU

064. Connectors and adaptors

Reference	Code	Description	Packaging
Extenders with IEC Connector A Class			
AKB 150	0901005	Extender 1,50 m IEC 9,5 mm male/female	10/200
AKB 250	0901010	Extender 2,50 m IEC 9,5 mm male/female	10/200
AKB 500	0901020	Extender 5,00 m IEC 9,5 mm female/male	5/40
AKSS 150	0901065	Extender 1,50 m IEC male Type F male	1/5

AKSS 150

AKB 250

Extenders with F Connector A Class

AKS 150	0901035	Extender 1,50 m F/F connector	10/200
AKS 250	0901040	Extender 2,50 m F/F connector	10/160
AKS 500	0901045	Extender 5,00 m F/F connector	5/40

AKS 150

Attenuators variables with IEC 9,5 mm connector

DS 75	9001033	Attenuation band: 47-862 MHz Attenuation margin: 1-16 dB Connectors: IEC 9,5 mm	1/15
DSA 75	9001032	Attenuation band: 47-862 MHz Attenuation margin: 1-16 dB Connectors: IEC 9,5 mm	1/15
DSU 75	9001024	Attenuation band: 47-862 MHz Attenuation margin: 1-16 dB Connectors: IEC 9,5 mm	1/15
DSV 75	9001025	Attenuation band: 47-300 MHz Attenuation margin: 1-20 dB Connectors: IEC 9,5 mm	1/15

DS 75

DSA 75

DSU 75

DSV 75

Attenuators variables with F connector

DS 75 F	9001033	Attenuation band: 47-862 MHz Attenuation margin: 0-20 dB Connectors: Fast F male / F female	1/15
DS 2150 F	9002050	Attenuation band: 47-2150 + C.C. Attenuation margin: 3-16 dB Connectors: Fast F male / F female	1/8

DS 75 F

DS 2150 F

Screwed attenuators from 47 to 2150 MHz

ATE 06	9002052	Attenuation band: 47-2150 MHz Attenuation: 6 dB Current pass	25
ATE 10	9002053	Attenuation band: 47-2150 MHz Attenuation: 10 dB Current pass	25

ATE 06

DVB-T Set-Top-Boxes. MAX Series

	Reference	Code	Description	Packaging
N	**MAX T21L**	0710025	DVB-T Scart Receiver direct connection External IR sensor Feeding 5 V amplified indoor antenna Low Power Consumption <1W in standby	30
	MAX T90	0710026	DVB-T Receiver Feeding 5V amplified indoor antenna MP3/WMA, MPEG player *, JPEG on screen* USB 1.1	10
N	**MAX T90 HD**	0710030	DVB-T Receiver High Definition PVR Ready* Function "Time Shifting"*, MP3/OGG*, MPEG/AVI/MKV/MP4*, JPEG/BMP on screen*, USB 2.0, HDMI Output, digitaler coaxial-Output	10
N	**MAX T115 HD+**	0710028	DVB-T High Definition PVR Ready Receiver Function "Time Shifting" *, MP3/OGG, * MPEG/AVI/MKV/MP4 *, JPEG / BMP on screen* USB 2.0, HDMI Output. Dolby Digital Plus	8

MAX T21 L

MAX T90

MAX T90 HD

MAX T115 HD+

*** Features available with hard disk connected**

DVB-S Set-Top-Boxes. MAX and PVR T series

N	**MAX S21**	0720054	DVB-S Receiver Scart direct connection. External IR sensor Feeding 5 V amplified indoor antenna Low Power Consumption <1W in standby	40
N	**MAX S93**	0720050	Receiver DVB-S. 1 scart Upgrade by RS 232 Low Power Consumption <1W in standby	8
N	**MAX S400 HD**	0720206	DVB-S Receiver / DVB-S2 High Definition MP3*, MPEG*, JPEG* HDMI Output - Front USB 2.0, PVR Ready by USB* Low Power Consumption <1W in standby	8
N	**MAX S700 CI+**	0720204	FTA channels MPEG 2/MPEG 4 HD Common Interface: 1 x CI+ HDMI Output - Front USB 2.0, MP3*, MPEG*, JPEG* Low Power Consumption <1W in standby	5

MAX S21

MAX S93

MAX S400 HD

MAX S700 CI+

*** Features available with hard disk connected**
**** Only 576i mode is supported**

Digital Receivers Twin Tuner PVR READY "TWO BOX" PVR series. (Combo)

PVR ST190 CI HDMI	0720108	DVB-S / DVB-T with PVR Ready Common Interface (2xCI) Function "Time Shifting" * MP3 player *, JPEG on screen * USB 2.0, HDMI Output **	5

PVR ST190 CI HDMI

***Features available with hard disk connected**
**** 576i modes supported**

N **New**

066. Digital Receivers

DVB-C Receivers. MAX Series

Reference	Code	Description	Packaging
MAX C130 SM	0710015	DVB-C Receiver with SmartCard Reader SPDIF - 2 scart	6
PVR C130 CI HDMI	0710016	Twin Tuner Receiver DVB-C with 2 Common Interface, Function "Time Shifting" *, MP3 Player **JPEG photos on screen, USB 2.0, HDMI Output **	5

MAX C130 SM

***Features available with hard disk connected to USB 2.0 port**
**** 576i / 575p modes supported**

IP Receivers. MAX and I-PVR series

MAX IP 90	0710020	Receiver IP TV - 1 Scart 3xRCA/AV - VoD Ready	5
MAX IPS100	0720038	Hybrid receiver DVB-S + IP TV 2 Scart. 3xRCA AV - VoD Ready. LAN video server Smartcard Reader	5
MAX IPT150	0710022	Hybrid receiver DVB-T + IP TV 2 Scart. 3xRCA AV - VoD Ready LAN video server	5
I-PVR S102 CI HDMI	0720110	Hybrid DVB-S receiver IP TV + PVR Ready with Common Interface (2xCI) - Ready VoD LAN video server MP3 player *, JPEG on screen *. Smartcard Reader USB 2.0 - HDMI Output **	4
I-PVR T152 CI HDMI	0710106	Hybrid DVB-T receiver IP TV + PVR Ready with Common Interface (2xCI) Ready VoD - video server for LAN MP3 player *, JPEG on screen * USB 2.0 - HDMI Output **	4
I-PVR ST 192 CI HDMI	0720112	Hybrid DVB-S Receiver DVB-T + PVR Ready IP TV with Common Interface (2xCI) Ready VoD - video server for LAN MP3 player *, JPEG on screen * USB 2.0 - HDMI Output **	4

MAX IP 90

MAX IP S100

MAX IP T150

I-PVR S102 CI HDMI

I-PVR T152 CI HDMI

I-PVR ST192 CI HDMI

*** Features available with hard disk connected**
**** 576i / 575p modes supported**

Accessories

Kit Camping	0710999	Composition: OS 35, MAX S21, LNC 34U, AKS 500	1
N **DSC**	0702234	DiSEqC signal converter	1

Kit camping

DSC

N New

Reference	Code	Description	Packaging

PLL Modulators. Series MAV

MAV 0512	6000652	Output channels: S3-C5-C12. Standard of Modulation: PAL B, D, SECAM L. Modulation type: DBL - MONO. Input mix: 47-862 MHz	1/10/60
MAV 2169	6000654	Output channels: C21-C69. Standard of Modulation: PAL G, K, SECAM L. Modulation type: DBL - MONO. Input mix: 47-862 MHz	1/10/60

MAV 0512

Cables for Audio/Video Connection

SCK AV	6000700	Cable SCART-RCA. Connections: Video OUT-Audio OUT. Length: 1,0 m	1/20
SCK AVS	6000701	Cable SCART-RCA / stereo. Connections: Video OUT-Audio OUT. Length: 1,0 m	1/20
VVKG 150	0901055	Cable SCART / SCART 21 pins. Length: 1,5 m	1/10
MAV ACC	6000704	Accessories MAV: Cable RCA/RCA Adapter SCART male/ SCART female + RCA	5/60
HDMI-2	6000706	Cable HDMI v. 1.3 Length: 2,0 m	1/10

SCK AV

VVKG 150

SCK AVS

MAV ACC

HDMI-2

Audio/Video Links 2,4 GHz + IR

MULTILINK LT	6000662	Link A/V 2,4 GHz + remote control, set Transmitter/Receiver Frequency A/V Transmitter: 2,4000 - 2,4835 MHz. Max. Reception Distance: 100 m	1/12
MULTILINK R LT	6000664	Additional Receiver. Frequency A/V Transmitter: 2,4000 - 2,4835 MHz. Max. Reception Distance: 100 m	1/12

MULTILINK LT

Indoor Antenna for TV

Antena DVB-T	9002024	Frequency Band: BIII - UHF. Gain: 20 dB	1/7
EIGHT*	9002022	Frequency Band: BI - FM - BIII - UHF. Gain: VHF (20 dB) / UHF (32 dB). Regulation: 32 dB	1/10

***Product to be discontinued**

ANTENA DVB-T

EIGHT

IR Repeater

IR LINK	6000630	Remote Control Repeater, set Transmitter/Receiver Frequency: 433,92 MHZ. Max. Reception Distance: 80 m	1/12
IR LINK TRANSMITER	6000632	Additional Receiver / Transmitter by Infrared	1/24

IR LINK

068. Field Strength Meters

MediaMAX MINI series

Reference	Code	Description	Packaging
mediaMAX MINI S	3001020	Frequency: From 900 - 2150 MHz Measurement range: 20 dBuV to 130 dBuV Digital: QPSK Analog measurements: Level, Video / Audio, C / N Digital measurements: Power chanel, BER, MER, Digital measurements: total errors, C / N, quality, noise margin Digital image: DVB-S (MPEG-2) Monitor: TFT 5 “color Interfaces: USB 2.0 / IN-OUT A-V / RS-232 Datalogger Dimensions: 270 x 170 x 70 mm + transport bag Weight: 1.8 Kg + transport bag Battery duration: 2.5 hours (lithium-ion battery)	1
N **mediaMAX MINI T**	3001021	Frequency: From 47-862 MHz Measurement range: 20 dBuV to 130 dBuV Digital: COFDM Analog measurements: Level, Video / Audio, C / N, video line Digital measurements: Power chanel, BER, MER, Digital measurements: total errors, C / N, quality, noise margin Digital image: DVB-T (MPEG-2) Monitor: TFT 5 “color Interfaces: USB 2.0 / IN-OUT A-V / RS-232 Datalogger Dimensions: 270 x 170 x 70 mm + transport bag Weight: 1.8 Kg + transport bag Battery duration: 2.5 hours (lithium-ion battery)	1
mediaMAX MINI S2	3001022	Frequency: From 900 - 2150 MHz Measurement range: 20 dBuV to 130 dBuV Digital: 8 PSK / QPSK Analog measurements: Level, Video / Audio, C / N, video line Digital measurements: Power chanel, BER, MER, Digital measurements: total errors, C / N, quality measures Channels Digital measurements: DVB-S2, noise margin Digital image: DVB-S2 (MPEG-2) Constellation diagram: Yes (QPSK / 8PSK) Monitor: TFT 5 “color Interfaces: USB 2.0 / IN-OUT A-V / RS-232 Datalogger Dimensions: 270 x 170 x 70 mm + transport bag Weight: 1.8 Kg + transport bag Battery duration: 2.5 hours (lithium-ion battery)	1
mediaMAX MINI ST	3001024	Frequency: From 47-862 and 900-2150 MHz Measurement range: 20 dBuV to 130 dBuV Digital: QPSK / COFDM Analog measurements: Level, Video / Audio, C / N, video line Digital measurements: Power chanel, BER, MER, Digital measurements: total errors, C / N, quality, noise margin Digital image: DVB-T (MPEG-2) / DVB-S (MPEG-2) Monitor: TFT 5 “color Interfaces: USB 2.0 / IN-OUT A-V / RS-232 Datalogger Dimensions: 270 x 170 x 70 mm + transport bag Weight: 1.8 Kg + transport bag Battery duration: 2.5 hours (lithium-ion battery)	1

N New

Reference	Code	Description	Packaging
MediaMAX MINI series			
mediaMAX MINI S2T	3001026	Frequency: From 47-862 and 900-2150 MHz Measurement range: 20 dBuV to 130 dBuV Digital: 8 PSK / QPSK / COFDM Analog measurements: Level, Video / Audio, C / N, video line Digital measurements: Power chanel, BER, MER, total errors, Digital measurements: C / N, quality measures Channels DVB-S2 Digital measurements: noise margin Digital image: DVB-T (MPEG-2) / DVB-S (MPEG-2) Constellation diagram: Yes (QPSK / 8PSK) Monitor: TFT 5 "color Interfaces: USB 2.0 / IN-OUT A-V / RS-232 Datalogger Dimensions: 270 x 170 x 70 mm + transport bag Weight: 1.8 Kg + transport bag Battery duration: 2.5 hours (lithium-ion battery)	1
N **mediaMAX MINI S2 CT**	3001028	Frequency: From 5-862 and 900-2150 MHz Measurement range: 20 dBuV to 130 dBuV Digital: 8 PSK / QPSK / COFDM / QAM Analog measurements: Level, Video / Audio, C / N, video line Digital measurements: Power chanel, BER, MER, total errors, Digital measurements: C / N, quality measures Channels DVB-S2 Digital measurements: noise margin Digital image: DVB-T (MPEG-2) / DVB-S2 (MPEG-2) / Digital image: DVB-C (MPEG-2) Constellation diagram: Yes (QPSK / 8PSK / QAM) Monitor: TFT 5 "color Interfaces: USB 2.0 / IN-OUT A-V / RS-232 Datalogger Dimensions: 270 x 170 x 70 mm + transport bag Weight: 1.8 Kg + transport bag Battery duration: 2.5 hours (lithium-ion battery)	1
N **mediaMAX MINI S2T HD**	3001046	Frequency: From 5-862 and 900-2150 MHz Measurement range: 20 dBuV to 130 dBuV Digital: 8 PSK / QPSK / COFDM / QAM Analog measurements: Level, Video / Audio, C / N, video line Digital measurements: Power chanel, BER, MER, total errors, Digital measurements: C / N, quality DVB-S2 Measures Channels Digital measurements: noise margin Digital image: DVB-T (MPEG-2) / DVB-S2 (MPEG-2) / Digital image: DVB-C (MPEG-2) Constellation diagram: Yes (QPSK / 8PSK / QAM) Monitor: TFT 5 "color Interfaces: USB 2.0 / IN-OUT A-V / RS-232 Datalogger Dimensions: 270 x 170 x 70 mm + transport bag Weight: 1.8 Kg + transport bag Battery duration: 2.5 hours (lithium-ion battery)	1

N New

070. Field Strength Meters

Reference	Code	Description	Packaging
MediaMAX MINI series			
N **mediaMAX MINI S2 CT HD**	3001048	Frequency: From 5-862 and 900-2150 MHz Mesurement range: 20 dBuV to 130 dBuV Digital: 8 PSK / QPSK / COFDM / QAM Analog measurements: Level, Video / Audio, C / N, video line Digital measurements: Power chanel, BER, MER, total errors, Digital measurements: C / N, quality measures Channels DVB-S2 Digital measurements: noise marginitales: Digital image: DVB-T (MPEG-2 - MPEG-4) / Digital image: DVB-S2 (MPEG-2 - MPEG-4) Digital image: DVB-C (MPEG-2 - MPEG-4) Constellation diagram: Yes (QPSK / 8PSK / QAM) Monitor: TFT 5 “color Interfaces: USB 2.0 / IN-OUT A-V / RS-232 / HDMI-Datalogger Dimensions: 270 x 170 x 70 mm + transport bag Weight: 1.8 Kg + transport bag Battery duration: 2.5 hours (lithium-ion battery)	1

Updates

N **Opción MINI +**	3001050	Update screen to 6” (High quality)	--

	mini S2	mini ST	mini S2T	mini S2 CT	mini S2T HD	mini S2 CT HD
mini S	✓	✓	✓	✓	✓	✓
mini T	✗	✓	✓	✓	✓	✓
mini S2	✗	✗	✓	✓	✓	✓
mini ST	✗	✗	✓	✓	✓	✓
mini S2T	✗	✗	✗	✓	✓	✓
mini S2 CT	✗	✗	✗	✗	✗	✓
mini S2T HD	✗	✗	✗	✗	✗	✓

✗ It has no sense

Accessories

CVC 1220	3002024	MediaMAX series car charger Input voltage: 12 - 13.8 VDC Output voltage: 20 VDC	1
N **MINI BAG**	3002032	Bag use	1
N **CPR-1**	3002026	Programming cable for 310 Series	1
N **CPR-2**	3002028	Programming cable for GENIUS 6,10 ICT	1

CVC 1220

MINI BAG

CPR-1

N New

Reference	Code	Description	Packaging
Calculation Software for Multiswitched installations. SIS 1.1.0			
SIS 1.1.0		Installation Assistant for Stand-alone and cascadeable topologies editable parameters easy to use budget calculations installation schemes.	--

***Download you DEMO version from www.ftemaximal.com**

072. Index of References

References by Alphabetical Order

Code	Reference	Page
0034128	ABV 91	041
9001037	AHH	063
0901005	AKB 150	064
0901010	AKB 250	064
0901020	AKB 500	064
0901035	AKS 150	064
0901040	AKS 250	064
0901045	AKS 500	064
0901065	AKSS 150	064
0980000	AM	041
0980001	AM 2	041
9003515	AMC 108	008
9003516	AMC 109	008
9003511	AMC 110	008
9003512	AMC 210	008
9003514	AMC 214	008
9001036	AMM	063
2003520	AMP 310 P	027
2003520-R	AMP 310 PR	027
0500100	AO 100	041
0500015	AO 15	038
0500015-U	AO 15U	038
0500019-U	AO 19U	039
0500003	AO 3	038
0500003-U	AO 3U	038
0500087	AO 870	039
0500009	AO 9	038
0500094	AO 90 S	041
0500009-U	AO 9U	038
0960115	AOF 15U	039
0961300	AOF 300	040
0961302	AOF 306	040
0961304	AOF 310	040
0961306	AOF 314	040
0960103	AOF 3U	039
0960187	AOF 870	040
0960188	AOF 870 C	040
0960109	AOF 9U	039
0504129-BL	APS 75	041
0705260	AR 10	066
0980002	AS 2	032
0980003	AS 3	032
0980004	AS 4	032
0980006	AS 6	032
0980008	AS 8	032
0980108	AT 108	032
0980110	AT 110	032
0980112	AT 112	033
0980115	AT 115	033

Code	Reference	Page
0980120	AT 120	033
0980125	AT 125	033
0980210	AT 210	033
0980212	AT 212	033
0980215	AT 215	034
0980220	AT 220	034
0980225	AT 225	034
0980230	AT 230	034
0980412	AT 412	034
0980415	AT 415	034
0980420	AT 420	035
0980425	AT 425	035
0980430	AT 430	035
0980108	AT 616	035
0980620	AT 620	035
0980625	AT 625	035
0980816	AT 816	036
0980820	AT 820	036
0980825	AT 825	036
9002052	ATE 06	064
9002053	ATE 10	064
0241318	AV 14N	002
0241319	AV 15N	002
0241320	AV 16N	002
0703018	AW 75 F	061
0703020	AW 75 F CATV	061
9180005	BAT 180	003
9180014	BAT 250	003
0530041	BC 41	013
0530042	BC 42	013
9180003	BFT 180	003
9180012	BFT 250	003
9180004	BGT 180	003
9180013	BGT 250	003
0703009	BNV2000	016
9004004	BRC	002
9004027	BRD	002
9004005	BRL	002
0702232	Busca +	006
0202000	BVF	001
9001217	C 482	020
9001123-xy	C 504-2	021
9001123-xy	C 504-3	021
9001123-xy	C 504-4	021
9001210	C 52 HA	020
9001208	C 52 SA	020
9001204	C 52 SB	020

Code	Reference	Page
9001200	C 521	020
9001202	C 522	020
9001206	C 523	020
9001214	C 604	021
9001207	C DAB	020
0300209-K	CC 011 K	015
0300210-K	CC 021 K	013
0703034	CFC 11	062
0703032	CFC 58	062
0703030	CFC 6	062
0703017	CFR 125	062
9004019	CGT 12	007
2003306	CHR 300	027
9001009	CK 041	023
0802000	CLAMP	007
3002026	CPR-1	070
3002028	CPR-2	070
9004016	CPV 2	003
9004017	CPV 25	003
9004016-50	CPV 2-50	003
9004017-50	CPV 25-50	003
9004018	CPV 3	003
9004018-50	CPV 3-50	003
9004040	CPV 4	003
0909021	CS 21	057
0909034	CS 31	057
0909455	CSA 55	057
9001172	CSR	023
3002024	CVC 1220	070
0033001	CZ 57	062
0033003	CZ 57 WP	062
9002051	DCB	034
0205051	DIGILOG-E	001
9002029/6	DIGIMAX / 6	001
0930056	DK 17 V	051
0930054	DK 1716	050
0930048	DK 1716K	049
0930052	DK 1724	050
0930046	DK 1724K	049
0930050	DK 1732	050
0930044	DK 1732K	049
9002050	DS 2150 F	064
9001033	DS 75	064
9001033	DS 75 F	064
9001032	DSA 75	064
0702234	DSC	057/66
9001024	DSU 75	064
9001025	DSV 75	064

Index of References .073

Code	Reference	Page
2003310	DVB 300S HD	026
2003300	DVB 300T HD	026
2003500	DVB 310S	025
2003522	DVB 310S CI	025
2003502	DVB 310T	025
2003524	DVB 310T CI	025
9002022	EIGHT	067
0990002	EQ 2	031
0990003	EQ 3	031
0990004	EQ 4	031
0990005	EQ 5	031
0990500	EQ BOX	031
2003515	ESIP	029
2003566	ETWF 310	025
9003910/6	EVO 45 / 6	001
9003920/10	F 0-F / 10	001
9001016	F 18 F	022
0033017	F 37	061
0033030	F 48	061
0033031	F 48 WP	062
9001015	F 66	023
0033020	F 73	061
0033021	F 73 WP	062
9003922/10	F 7-F / 10	001
9003924/10	F DAB F / 10	001
0520320	F950	013
0300217- xx-yy	FAR-xx-yy	010
0300216- xx-yy	FAS-xx-yy	010
9003602	FB-3	009
9003604	FB-4	009
9003605	FB-5	009
9003600	FBI	009
9003601	FBM	009
0300201- x / x+1	FBP-x / x+1	010
0703008	FBU-BST	063
0703007	FBU-FBU	063
0703005	FBU-FBU CATV	063
0703110	FBU-FSTQ	063
9001021-G	FBV-G	061
1000304	F-CAM	063
0605590	FCF	022, 061
9001136	FCH 19"	023
9003603	FDAB	009
0703026	FHQ - C	062
0703042	FHQ - C5	062
0703025	FHQ - T	062

Code	Reference	Page
0703044	FHQ - T5	062
0300207-xx	FMP-xx	010
0300208-xx	FMR-xx	010
0300214-xx	FPA-xx	010
0300206-xxyy	FPA-xx-Ryy	010
0520004	FPB 4	013
0520005	FPB 5	013
0300215-xx	FPB-xx	010
0300205-xxyy	FPB-xx-Ryy	010
0300215-xx	FQP-xx	010
0033030-R	FR 48	062
2003304	FRA 300	027
0703021	FST-FST	063
9001020-G	FST-G	061
0034083	FST-IEC/BU	063
0034081	FST-IEC/ST	063
0300214-xx	FTP-xx	010
0910005	GC 5	057
0910009	GC 9	057
2003402	Genius 10	019
2003406	Genius 5	020
2003400	Genius 6	019
2003404	Genius ICT	019
9004003	GME	002
9003041	GT 20	002
9003042	GT 40	002
9004001	GTP 1	002
9004002	GTP 2	002
9004000	GTS	002
0033007	HC 11	062
0033004	HC 3	062
0033006	HC 5	062
0033002	HC-2	063
9901122	HCA 1122	016
9901122-R	HCA 1122-R	016
9901130	HCA 1130-A	016
0300314	HCA 3310	017
030031430	HCA 3310-R30	017
030031465	HCA 3310-R65	017
030031130	HCA 3410-R30	016
030031165	HCA 3410-R65	016
030031065	HCA 3410-RA65	016
030031230	HCA 4210-R30	016
0302230	HCA ZM 20-30	017
0302265	HCA ZM 20-65	017
0302330	HCA ZM 30-30	017

Code	Reference	Page
0302365	HCA ZM 30-65	017
0302430	HCA ZM 45-30	018
0302465	HCA ZM 45-65	018
6000706	HDMI-2	067
9001049	HG 35	002
9004050	HG 50	002
0705250	HT	066
9003930/12	HyDra 35 / 12	001
9003932/6	HyDra 45 / 6	001
9005024	IC 24 F	013
0902016	IEC/BU-FBU	063
0902022	IEC/ST-FBU	063
0520321	IFT	013
0702216-A	INTER 5	013
2003510	IPS 310	028
2003514	IPS 310 CI	028
2003508	IPT 310	028
2003512	IPT 310 CI	028
0720110	I-PVR S102 CI HDMI	066
0720112	I-PVR ST192 CI HDMI	066
0710106	I-PVR T152 CI HDMI	066
6000630	IR LINK	067
6000632	IR LINK TRANSMITER	067
0703438	K 121 Cu	059
0703400	K 121 W	059
0703401	K 121 W3	059
0703100	K 125	059
0703111	K 125+	059
0703121-3	K 200 3E	059
0703121	K 200 E	059
0703409	K 290 B	060
0703415	K 290 BE	060
0703413	K 290 BR	060
0703419	K 290 DG	060
0703417	K 290 LG	060
0703408	K 290 W	059
0703440	K 290 W Cu	059
0703442	K 290 W Cu LSZH	059
0703410	K 290 W3	059
0703420	K 300 W	060
0703422	K 300 W3	060
0703424	K 403 B3	060
0930121	KAD 22V	048
0930134	KAD 912	047

074. Index of References

Code	Reference	Page
0930124	KAD 912K	046
0930136	KAD 916	047
0930126	KAD 916K	046
0930154	KAD 924	047
0930160	KAD 924K	046
0930158	KAD 932	047
0930156	KAD 932K	046
0930128	KAD 94	047
0930130	KAD 96	047
0930132	KAD 98	047
0930122	KAD 98K	046
9002030	KIC 5	001
6000520	KIT CAMPING	066
2006012	KIT DVB 310S	028
2006014	KIT DVB 310S CI	028
2006016	KIT DVB 310T	028
2006018	KIT DVB 310T CI	028
9003517	KMC 301	009
9003518	KMC 302	009
9003519	KMC 303	009
9003520	KMC 305	009
9003521	KMC 306	009
0330042	LBA 42 R11	002
0330030	LBS 30-12P	002
9000100	LG 100	002
9000099	LG 105	002
9000098	LG 106	002
9000324	LG 224	008
9000327	LG 227	008
9000340	LG 260	008
9000341	LG 261	008
9000330	LGP 200	008
9000331	LGP 201	008
0300212	LIN 12	018
0400166	LNC 20	006
0400167	LNC 20 BA	006
0400164	LNC 22	006
0400169	LNC 24	006
0400170	LNC 30	006
0400172	LNC 30 BA	006
0400072	LNC 34 U	006
0400065	LNC 54 U	006
0400064	LNC 54 US	006
0400087	LNC 54 US-TV	006
0400067	LNC 544	006
0400069	LNC 544 QS	006

Code	Reference	Page
0400073	LNC 58 S	006
0202845	LOG 2845 F	001
0203235	LOG 3235 F	001
0205045	LOG 5045 F	001
0200512	LOG 512 F	001
9901210	LPS 1210	011
9901211	LPS 1211	011
9901222	LPS 1222	011
9902409	LPS 2409	011
9902415	LPS 2415	011
9002040	M 1000	011
9002047	M 1001	011
9004009	M 150	003
9004010	M 250	003
9004066	M 340	003
0300102	MA 3050	012
0300100	MA 3212	012
0300104	MA 3550	012
0300103	MA 4050	012
0300101	MA 4212	012
0300105	MA 5012	012
0300107	MA 5053	012
0705225	MAR 10	066
6000652	MAV 0512	067
6000654	MAV 2169	067
6000704	MAV ACC	067
0710015	MAX C130 SM	066
9001150	MAX CH 18	023
9001151	MAX CH 6	023
0710020	MAX IP 90	066
0720038	MAX IPS100	066
0710022	MAX IPT150	066
0710999	MAX RCU	064
0720042	MAX S202 E	063
0720054	MAX S21	065
0720204	MAX S700 CI+	065
0720050	MAX S93	065
0710028	MAX T115 HD+	065
0710025	MAX T21L	065
0710026	MAX T90	065
0710030	MAX T90 HD	065
9001158	MAX-2 U	022
9001159	MAX-2 V	022
9003900/10	MAXIMAL 44-F / 10	001
9003902/5	MAXIMAL 64-F / 5	001

Code	Reference	Page
9003904/5	MAXIMAL 76-F / 5	001
3001020	mediaMAX MINI S	068
3001022	mediaMAX MINI S2	068
3001028	mediaMAX MINI S2 CT	069
3001048	mediaMAX MINI S2 CT HD	070
3001026	mediaMAX MINI S2T	069
3001046	mediaMAX MINI S2T HD	069
3001024	mediaMAX MINI ST	068
3001021	mediaMAX MINI T	068
9000101	MF 100	011
9000102	MF 101	011
9000103	MF 102	011
9000104	MF 103	011
0701109	MF 1B	007
0701117	MF 3 U	007
0701121	MF 4 U	007
0701116	MF U	007
3002032	MINI BAG	070
9003512	MIX LG	008
9001076	MP 76-BL	041
2003526	MTW 310	026
6000662	MULTILINK LT	067
6000664	MULTILINK R LT	067
2003518	MUX 310	027
0919545-10	NCS 545-10	056
0919545-14	NCS 545-14	056
0919545-19	NCS 545-19	056
0919545-24	NCS 545-24	056
0919565-16	NCS 565-16	056
0919565-21	NCS 565-21	056
0919565-26	NCS 565-26	056
0930074	OLS 512	045
0930076	OLS 516	045
0930070	OLS 56	045
0930072	OLS 58	045
0930082	OLS 912	045
0930084	OLS 916	045
0930078	OLS 96	045
0930080	OLS 98	045
0930146	OLY 1712	055
0930140	OLY 1712K	054
0930148	OLY 1716	055
0930142	OLY 1716K	054
0930150	OLY 1724	055
0930152	OLY 1732	055
0930144	OLY 178	055

Code	Reference	Page
0930138	OLY 178K	054
0930116	OLY 912	053
0930106	OLY 912K	052
0930118	OLY 916	053
0930108	OLY 916K	052
0930110	OLY 94	053
0930100	OLY 94K	052
0930112	OLY 96	053
0930102	OLY 96K	052
0930114	OLY 98	053
0930104	OLY 98K	052
0930120	OLY 9V	053
2003204	ONA 1	023
2003206	ONA 2	023, 027, 029
3001050	Opción MINI+	070
0785811-24	OR 58 SB-24	004
0785811-400	OR 58 SB-400	004
0788011-24	OR 80 SB-24	004
0788011-400	OR 80 SB-400	004
0701100-PL	OS 100 AL-PL	006
0701105-PL	OS 100 PL	005
0701105-PL-150	OS 100 PL-150	005
0701126	OS 130 G	005
0701126-2	OS 130 G-2	005
0701126-3	OS 130 G-3	005
0701126-20	OS 130 G-20	005
0701128	OS 150 G	005
0701128-5	OS 150 G-5	005
0701128-10	OS 150 G-10	005
0701130	OS 180 G	005
0701130-20	OS 180 G-20	005
9003048	P 40	007
9003048-L	P 40 L	007
9003010	P 50 P	007
9003050	P 50 S	007
9003012	P 60 P	007
9003011	P 60 S	007
9003015	P 76 P	007
9003014	P 76 S	007
9003056	P 89 S	007
0703010	PCI	061
9003070	PG 32	007
9003071	PG 40	007
9003049	PLP 200	007
9001011	PMA	022
9001012	PMF	022
2003507	PMX	029

Code	Reference	Page
0798021-24	PR 80 AB-24	005
0798022-24	PR 80 AG-24	005
0798023-24	PR 80 AR-24	005
2003123	PRO 201	025, 028
9001109	PS 15-900	057
9001238	PS 2 1100 A	022
9001240	PS 2 1600 A	022
9001236	PS 2 500 A	022
0710016	PVR C130 CI HDMI	066
0720106	PVR S110 CI HDMI	063
07201808	PVR ST190 CI HDMI	065
0775811-24	QR 58 SB-24	004
0778011-24	QR 80 SB-24	004
9002038	RC	061
6000702	RCA AV	022
2003560	RCM 310	027
2003560-R	RCM 310 R	027
9901118	SAM 1118	015
9901412	SAM 1412	015
0300035	SAT 40	021
0909440	SAT 440	057
6000700	SCK AV	022, 067
6000701	SCK AVS	067
0930036	SEM 1712	044
0930038	SEM 1716	044
0930040	SEM 1724	044
0930042	SEM 1732	044
0930034	SEM 178	044
0930014	SEM 512	042
0930016	SEM 516	042
0930018	SEM 524	042
0930020	SEM 532	042
0930010	SEM 56	042
0930012	SEM 58	042
0930026	SEM 912	043
0930028	SEM 916	043
0930030	SEM 924	043
0930032	SEM 932	043
0930021	SEM 94	043
0930022	SEM 96	045
0930024	SEM 98	045
0960212	SF 212	037
0960216	SF 216	037
0960220	SF 220	037
0960224	SF 224	037
0960412	SF 412	037

Code	Reference	Page
0960416	SF 416	037
0960420	SF 420	037
0960424	SF 424	037
	SIS 1.1.0	058
9002036	SK 50	023
9002035	SK 65	023
0400150	SMF 2	007
0802002	SOP-4	007
0802003	SOP-4E	007
2003504	SPS 310	027
2003507	SPS 310 D	027
2003507-R	SPS 310 DR	027
2003506	SPS 310 R	027
2220350	SWI 2410	029
9901220	TAM 1220	015
9901224	TAM 1224	015
9901418	TAM 1418	015
9901420	TAM 1420	015
0970208	TAP 208	030
0970212	TAP 212	030
0970216	TAP 216	030
0970220	TAP 220	031
0970224	TAP 224	031
0970412	TAP 412	031
0970416	TAP 416	031
0970420	TAP 420	031
0970424	TAP 424	031
0970002	TER 2	030
0970003	TER 3	030
0970004	TER 4	030
0970006	TER 6	030
0970008	TER 8	030
2003550	TFF 310	025
2003552	TFF 310 CI	025
2003536	TFQ 310	024
2003538	TFQ 310 CI	024
9180000	TFT 180/1	003
9180001	TFT 180/2	003
9180010	TFT 250/2	003
3003574	TIF 310	029
3003572	TIQ 310	029
9180002	TIT 180	003
9180011	TIT 250	003
2003540	TKF 310	024
2003516	TKQ 310	024
9003908/5	TOP 47-F / 5	001
2003542	TSF 310	024
2003544	TSF 310 CI	024

076. Index of References

Code	Reference	Page
2003532	TSQ 310	024
2003534	TSQ 310 CI	024
2002024	TVC 200	024
0930062	UCS 514	058
0930060	UCS 518	058
0930058	UCS 518K	058
0930162	UCS 524K	058
0930068	UCS 914	058
0930066	UCS 918	058
0930064	UCS 918K	058
0930168	UCS 924K	058
0702218	UMS 125	007
0702224	UMS 141	007
0702225	UMS 225	007
9001007	VE 1	061
9001008	VE 2	061
0901055	VVKG 150	067
9003912/10	Y 10 U F / 10	001
0301330	ZM 330	013
0301340	ZM 340	013
0301342	ZM 340 FI	013
0301350	ZM 350	013
0301530	ZM 530	014
0301540	ZM 540	014
0301550	ZM 550	014
0303035	ZM FI 35	014
0303040	ZM FI 40	014
0303235	ZM HD 35	014
0303240	ZM HD 40	014
0303022	ZM LIN 22	018
0303135	ZM ST 35	015
0303140	ZM ST 40	015

Repairs

- All the returned goods to be repaired must be sent directly to the FTE TECHNICAL SERVICE, contact details:

Mogoda, 110
08210 Barberà del Vallès (Barcelona-Spain)
Tel. +34 93 729 27 00
Fax +34 93 729 30 73
E-mail: st@ftemaximal.com

Timetable: Monday to Friday from 7:00h to 15.00h.

- You must include with the shipment, the complete documentation for repairing, showing the complete data (customer, references, Serial Number, Invoice Number, description of the failure, contact data, etc.).

- Regarding Field Strength Meters, please ask your distributor.

Claims and returns

- No returned goods are accepted unless they are previously accepted by our Commercial Department.

- In case of a mistake of our Commercial Department or warehouse, the Credit Note will be issued for the whole amount. For any other reason, and even if the goods are apparently in perfect conditions, the Credit Note will be for the whole amount less a deduction of 16% to cover the cost of new Quality Control procedures.

Warranty

- Our products have a guarantee of 2 years.

- In any case, the warranty will exceed the equivalent amount of the replacement of the faulty item.

- In case of wrong use or handling, accident or adverse atmospheric conditions, the warranty is void.

Payment Terms

- The payment terms will be negotiated between both parties.

- The delay in the payment of an invoice or devaluation due to Exchange Rate fluctuation will automatically cause the cancellation of the deliveries, and it may cause the immediate claim of the whole debt not yet due.

- Separately, a 2% interest charge will be levied for every month payment is delayed.

Belonging Reservation

- BCN Distribuciones, S.A.U., will own the goods delivered until the related invoice is totally paid.

- BCN Distribuciones, S.A.U. reserves its rights to claim for the immediate return of goods covered by a non-paid invoice, independently of other possible legal actions.

Jurisdiction

- Buyer and Seller are bound by the laws of the courts of Barcelona, expressly renouncing to their local jurisdiction authorities.

General

- The buyer's acceptance of our Invoice or Delivery Note, means its conformity with all the General Conditions on Sale.

- The lead times are only approximate ones. In any case the buyer cannot claim for compensation because of the lead time.

- BCN Distribuciones, S.A.U. reserves the rights of any modification of the products in the context of a continuous technological evolution.

078. Quality certificate

Certificado de Registro

BM TRADA CERTIFICATION

BM TRADA certifica que el Sistema de Gestión de la Calidad de

BCN Distribuciones, S.A. - FTE Maximal

Mogoda 110 Pol. Ind. Can Salvatella
08210 Barbera del Valles
Barcelona
España

cumple los requisitos de ISO 9001:2008
y así está registrada según el esquema de certificación de BM TRADA

El cliente acuerda mantener su sistema de gestión de manera que cumpla de forma continuada los requisitos de ISO 9001:2008 y usar el logo y la marca de certificación de acuerdo a las reglas de BM TRADA

Alcance de la Certificación

Venta y distribución de material de telecomunicaciones.

Firmado en nombre de BM TRADA Certification Ltd
Stocking Lane, Hughenden Valley, High Wycombe,
Buckinghamshire. HP14 4ND

Más aclaraciones relacionadas con el alcance de este certificado y la aplicabilidad de los requisitos de ISO 9001:2008 y la validez de este certificado están disponibles en la dirección arriba indicada o a través de www.bmtrada.com

Este certificado es propiedad de BM TRADA Certification Ltd a quien se le devolverá en caso de solicitud

Página 1 de 1

Certificado Número
2612

Fecha de Registro Inicial
18 Noviembre 2010

Fecha de Última Emisión
18 Noviembre 2010

Fecha de Caducidad
17 Noviembre 2013

UKAS MANAGEMENT SYSTEMS
012

El uso del sello de acreditación indica acreditación en aquellas actividades cubiertas dentro del certificado de acreditación 012

Mogoda,110
Pol. Industrial Can Salvatella
08210 Barberà del Vallès (Barcelona)
Tel. +34 93 729 27 00
Fax +34 93 729 30 73
www.ftemaximal.com

Legal Deposi: CT11EN.0 November 2011